

# *Authority Budget of:*

## *Burlington County Bridge Commission*

State Filing Year **2018**

*For the Period:*

*October 1, 2018 to September 30, 2019*

**[www.bcbridges.org](http://www.bcbridges.org)**

Authority Web Address

**Department Of**



**Community  
Affairs**

*Division of Local Government Services*

# **FY 2019 AUTHORITY BUDGET**

## **Certification Section**

**FY 2019**

**Burlington County Bridge Commission**

(Name)

**AUTHORITY BUDGET**

**FISCAL YEAR: FROM 10/01/2018 TO 9/30/2019**

**For Division Use Only**

**CERTIFICATION OF APPROVED BUDGET**

*It is hereby certified that the approved Budget made a part hereof complies with the requirements of law and the rules and regulations of the Local Finance Board, and approval is given pursuant to N.J.S.A. 40A:5A-11.*

*State of New Jersey  
Department of Community Affairs  
Director of the Division of Local Government Services*

By: \_\_\_\_\_ Date: \_\_\_\_\_

**CERTIFICATION OF ADOPTED BUDGET**

*It is hereby certified that the adopted Budget made a part hereof has been compared with the approved Budget previously certified by the Division, and any amendments made thereto. This adopted Budget is certified with respect to such amendments and comparisons only.*

*State of New Jersey  
Department of Community Affairs  
Director of the Division of Local Government Services*

By: \_\_\_\_\_ Date: \_\_\_\_\_

# FY 2019 PREPARER'S CERTIFICATION

## Burlington County Bridge Commission


(Name)

### AUTHORITY BUDGET

**FISCAL YEAR:** FROM: 10/01/2018 **TO:** 9/30/2019

It is hereby certified that the Authority Budget, including both the Annual Budget and the Capital Budget/Program annexed hereto, represents the members of the governing body's resolve with respect to statute in that: all estimates of revenue are reasonable, accurate and correctly stated; all items of appropriation are properly set forth; and in itemization, form and content, the budget will permit the exercise of the comptroller function within the Authority.

It is further certified that all proposed budgeted amounts and totals are correct. Also, I hereby provide reasonable assurance that all assertions contained herein are accurate and all required schedules are completed and attached.

|                       |   |             |              |
|-----------------------|---|-------------|--------------|
| Preparer's Signature: |  |             |              |
| Name:                 | Christine J. Nociti   |             |              |
| Title:                | Chief Finance Officer   |             |              |
| Address:              | 1300 Route 73, North, PO Box 6<br>Palmyra, NJ 08065                                 |             |              |
| Phone Number:         | 856-829-1900  | Fax Number: | 856-829-1905 |
| E-mail address        | cnociti@bcbridges.org   |             |              |

# FY 2019 APPROVAL CERTIFICATION

## Burlington County Bridge Commission


(Name)

### AUTHORITY BUDGET

**FISCAL YEAR:**    **FROM:**    10/01/2018    **TO:**    9/30/2019

It is hereby certified that the Authority Budget, including all schedules appended hereto, are a true copy of the Annual Budget and Capital Budget/Program approved by resolution by the governing body of the Burlington County Bridge Commission, at an open public meeting held pursuant to N.J.A.C. 5:31-2.3, on the 30th day of July, 2018.

It is further certified that the recorded vote appearing in the resolution represents not less than a majority of the full membership of the governing body thereof.

|                      |  |             |              |
|----------------------|--|-------------|--------------|
| Officer's Signature: |  |             |              |
| Name:                | Kathleen M. Wiseman  |             |              |
| Title:               | Secretary  |             |              |
| Address:             | 1300 Route 73, North, PO Box 6<br>Palmyra, NJ 08065                                |             |              |
| Phone Number:        | 856-829-1900   | Fax Number: | 856-829-1905 |
| E-mail address       | kwiseman@bcbridges.org   |             |              |

# INTERNET WEBSITE CERTIFICATION

|                          |               |
|--------------------------|---------------|
| Authority's Web Address: | Bcbridges.org |
|--------------------------|---------------|

All authorities shall maintain either an Internet website or a webpage on the municipality's or county's Internet website. The purpose of the website or webpage shall be to provide increased public access to the authority's operations and activities. N.J.S.A. 40A:5A-17.1 requires the following items to be included on the Authority's website at a minimum for public disclosure. Check the boxes below to certify the Authority's compliance with N.J.S.A. 40A:5A-17.1.

- ☒ A description of the Authority's mission and responsibilities
- ☒ Commencing with 2013, the budgets for the current fiscal year and immediately preceding two prior years
- ☒ The most recent Comprehensive Annual Financial Report (Unaudited) or similar financial information
- ☒ Commencing with 2012, the annual audits of the most recent fiscal year and immediately two prior years
- ☒ The Authority's rules, regulations and official policy statements deemed relevant by the governing body of the authority to the interests of the residents within the authority's service area or jurisdiction
- ☒ Notice posted pursuant to the "Open Public Meetings Act" for each meeting of the Authority, setting forth the time, date, location and agenda of each meeting
- ☒ Beginning January 1, 2013, the approved minutes of each meeting of the Authority including all resolutions of the board and their committees; for at least three consecutive fiscal years
- ☒ The name, mailing address, electronic mail address and phone number of every person who exercises day-to-day supervision or management over some or all of the operations of the Authority
- ☒ A list of attorneys, advisors, consultants and any other person, firm, business, partnership, corporation or other organization which received any remuneration of \$17,500 or more during the preceding fiscal year for any service whatsoever rendered to the Authority.

It is hereby certified by the below authorized representative of the Authority that the Authority's website or webpage as identified above complies with the minimum statutory requirements of N.J.S.A. 40A:5A-17.1 as listed above. A check in each of the above boxes signifies compliance.

Name of Officer Certifying compliance

Kathleen M. Wiseman

Title of Officer Certifying compliance

Secretary

Signature



**FY 2019 AUTHORITY BUDGET RESOLUTION**  
**Burlington County Bridge Commission**  
(Name)

**FISCAL YEAR:    FROM:    10/01/2018    TO:    9/30/2019**

WHEREAS, the Annual Budget and Capital Budget for the Burlington County Bridge Commission for the fiscal year beginning, October 1, 2018 and ending, September 30, 2019 has been presented before the governing body of the Burlington County Bridge Commission at its open public meeting of July 30, 2018; and

WHEREAS, the Annual Budget as introduced reflects Total Revenues of \$36,617,700, Total Appropriations, including any Accumulated Deficit if any, of \$ -0- and Total Unrestricted Net Position utilized of – 0 -; and

WHEREAS, the Capital Budget as introduced reflects Total Capital Appropriations of \$48,283,000 and Total Unrestricted Net Position planned to be utilized as funding thereof, of \$18,883,000; and


WHEREAS, the schedule of rates, fees and other charges in effect will produce sufficient revenues, together with all other anticipated revenues to satisfy all obligations to the holders of bonds of the Authority, to meet operating expenses, capital outlays, debt service requirements, and to provide for such reserves, all as may be required by law, regulation or terms of contracts and agreements; and

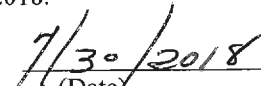
WHEREAS, the Capital Budget/Program, pursuant to N.J.A.C. 5:31-2, does not confer any authorization to raise or expend funds; rather it is a document to be used as part of the said Authority's planning and management objectives. Specific authorization to expend funds for the purposes described in this section of the budget, must be granted elsewhere; by bond resolution, by a project financing agreement, by resolution appropriating funds from the Renewal and Replacement Reserve or other means provided by law.

NOW, THEREFORE BE IT RESOLVED, by the governing body of the Burlington County Bridge Commission, at an open public meeting held on July 30, 2018 that the Annual Budget, including all related schedules, and the Capital Budget/Program of the Burlington County Bridge Commission for the fiscal year beginning, October 1, 2018 and ending, September 30, 2019 is hereby approved; and

BE IT FURTHER RESOLVED, that the anticipated revenues as reflected in the Annual Budget are of sufficient amount to meet all proposed expenditures/expenses and all covenants, terms and provisions as stipulated in the said Authority's outstanding debt obligations, capital lease arrangements, service contracts, and other pledged agreements; and

BE IT FURTHER RESOLVED, that the governing body of the Burlington County Bridge Commission will consider the Annual Budget and Capital Budget/Program for adoption on September 11, 2018.

  
(Secretary's Signature)

  
(Date)

| Governing Body<br>Member: | Recorded Vote<br>Aye      Nay      Abstain      Absent |
|---------------------------|--|
| John B. Comegno II        | X  |
| James D. Fattorini        | X  |
| Troy E. Singleton         | X  |

RESOLUTION NO. 2018-42

**RESOLUTION INTRODUCING THE 2019 BUDGET FOR THE FISCAL  
YEAR PERIOD: OCTOBER 1, 2018 TO SEPTEMBER 30, 2019**

**WHEREAS**, the Annual Budget and Capital Budget Program for the Burlington County Bridge Commission ("Commission") for the fiscal year period beginning October 1, 2018 and ending September 30, 2019 has been introduced before the governing body of the Commission at its meeting of July 30, 2018; and

**WHEREAS**, the Annual Budget as introduced reflects Total Revenues of \$36,617,700; Total Appropriations of \$36,617,700; and

**WHEREAS**, the Capital Budget Program as introduced reflects Total Appropriations of \$48,283,000 and Total Unrestricted Net Assets planned to be utilized as funding thereof, of \$18,883,000; and

**WHEREAS**, the schedule of rates, fees and other charges in effect will produce sufficient revenues, together with all other anticipated revenues to satisfy all obligations to the holders of bonds of the Commission, to meet operating expenses, capital outlays, debt service requirements, and to provide for such reserves, all as may be required by law, regulation or terms of contracts and agreements; and

**WHEREAS**, the Capital Budget Program, pursuant to N.J.A.C. 5:31-2, does not confer any authorization to raise or expend funds; rather it is a document to be used as part of the said Commission's planning and management objectives. Specific authorization to expend funds for the purposes described in this section of the budget must be granted elsewhere; by bond resolution, by project financing agreement, by resolution appropriating funds from the Renewal and Replacement reserve or other means provided by law;


**NOW, THEREFORE BE IT RESOLVED**, by the governing body of the Commission, at an open public meeting held on July 30, 2018, that the Annual Budget and Capital Budget Program of the Commission for the fiscal year period beginning October 1, 2018 and ending September 30, 2019, is hereby introduced; and

**BE IT FURTHER RESOLVED**, that the revenues as reflected in the Annual Budget and Capital Budget Program are of sufficient amount to meet anticipated appropriations and all covenants as stipulated in the Commission's outstanding debt obligations, capital lease arrangements, service agreements and other pledged agreements; and

July 30, 2018



**BE IT FURTHER RESOLVED**, that the members of the Commission will consider the Annual Budget and Capital Budget Program for Adoption on September 11, 2018.

  
Kathleen M. Wiseman, Secretary

7-30-2018  
(date)

| Member             | Recorded Vote |     |         |        |
|--------------------|---------------|-----|---------|--------|
|                    | Aye           | Nay | Abstain | Absent |
| John B. Comegno II | x             |     |         |        |
| James D. Fattorini | x             |     |         |        |
| Troy E. Singleton  | x             |     |         |        |

July 30, 2018

# FY 2019 ADOPTION CERTIFICATION

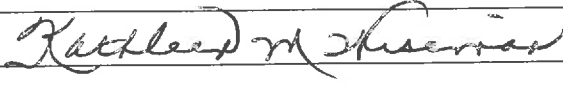
## Burlington County Bridge Commission

(Name)

### AUTHORITY BUDGET

FISCAL YEAR: FROM: 10/01/2018 TO: 9/30/2019

It is hereby certified that the Authority Budget and Capital Budget/Program annexed hereto is a true copy of the Budget adopted by the governing body of the Burlington County Bridge Commission, pursuant to N.J.A.C. 5:31-2.3, on the 11th day of, September, 2018.

|                      |  |             |              |
|----------------------|--|-------------|--------------|
| Officer's Signature: |  |             |              |
| Name:                | Kathleen M. Wiseman  |             |              |
| Title:               | Secretary  |             |              |
| Address:             | 1300 Route 73, North, PO Box 6<br>Palmyra, NJ 08065                                |             |              |
| Phone Number:        | 856-829-1900   | Fax Number: | 856-829-1905 |
| E-mail address       | kwiseman@bcbridges.org   |             |              |

# FY 2019 ADOPTED BUDGET RESOLUTION

## Burlington County Bridge Commission

(Name)

### AUTHORITY

**FISCAL YEAR: FROM: 10/01/2018 TO: 9/30/2019**

WHEREAS, the Annual Budget and Capital Budget/Program for the Burlington County Bridge Commission for the fiscal year beginning October 1, 2018 and ending, September 30, 2019 has been presented for adoption before the governing body of the Burlington County Bridge Commission at its open public meeting of September 11, 2018; and

WHEREAS, the Annual Budget and Capital Budget as presented for adoption reflects each item of revenue and appropriation in the same amount and title as set forth in the introduced and approved budget, including all amendments thereto, if any, which have been approved by the Director of the Division of Local Government Services; and

WHEREAS, the Annual Budget as presented for adoption reflects Total Revenues of \$36,617,700, Total Appropriations, including any Accumulated Deficit, if any, of \$ - 0 - and Total Unrestricted Net Position utilized of \$ - 0 -; and

WHEREAS, the Capital Budget as presented for adoption reflects Total Capital Appropriations of \$48,283,000 and Total Unrestricted Net Position planned to be utilized of \$18,883,000; and

NOW, THEREFORE BE IT RESOLVED, by the governing body of Burlington County Bridge Commission, at an open public meeting held on September 11, 2018 that the Annual Budget and Capital Budget/Program of the Burlington County Bridge Commission for the fiscal year beginning, October 1, 2018 and, ending, September 30, 2019 is hereby adopted and shall constitute appropriations for the purposes stated; and

BE IT FURTHER RESOLVED, that the Annual Budget and Capital Budget/Program as presented for adoption reflects each item of revenue and appropriation in the same amount and title as set forth in the introduced and approved budget, including all amendments thereto, if any, which have been approved by the Director of the Division of Local Government Services.

\_\_\_\_\_  
(Secretary's Signature)

\_\_\_\_\_  
(Date)

Governing Body  
Member:

Recorded Vote

Aye

Nay

Abstain

Absent

# **FY 2019 AUTHORITY BUDGET**

## **Narrative and Information Section**

# FY 2019 AUTHORITY BUDGET MESSAGE & ANALYSIS

## Burlington County Bridge Commission

(Name)

### AUTHORITY BUDGET

FISCAL YEAR: FROM: 10/01/2018 TO: 9/30/2019

*Answer all questions below. Attach additional pages and schedules as needed.*

1. Complete a brief statement on the 2018-2019 proposed Annual Budget and make comparison to the 2017-2018 adopted budget for each operation. Explain any variances over +/-10% (**As shown on budget page F-4 explain the reason for changes for each appropriation changing more than 10%**) for each line item by operation. Explanations of variances should include a description of the reason for the increase/decrease in the budgeted line item, not just an indication of the amount and percent of the change. Attach any supporting documentation that will help to explain the reason for the increase/decrease in the budgeted line item. For example, if anticipated service charges have increased 15% due to an increase in rates, provide a copy of the resolution authorizing the rate increase.

**Debt service-principal decreased by 19.3% and interest increased by 46.6%. The debt service schedule pre-determines the appropriations budgeted in each fiscal year. The debt schedule is reflective of a useful life analysis.**

2. Complete a brief statement on the impact the proposed Annual Budget will have on Anticipated Revenues, especially service charges and on the general purpose/component unit financial statements. Explain significant increases or decreases, if any. An increase or decrease is considered significant if it is over +/-10% (**As shown on budget page F-2 explain reason for change for each revenue changing more than 10%**) from the current year adopted budget. N/A

3. Describe the state of the local/regional economy and how it may impact the proposed Annual Budget, including the planned Capital Budget/Program.

**Growth patterns that generally parallel the Nation's in terms of the recent ups and downs in the aggregate measure of economic activity is expected by the Commission. The mostly at lower growth rates are reflected in our planning. Historical total employment growth rates for the area generally show patterns similar to those of population for the corresponding geographies; accordingly, modest growth levels are expected. Another fundamental economic indicator that has potential bearing on traffic demand is gross regional product.**

4. Describe the reasons for utilizing Unrestricted Net Position in the proposed Annual Budget, i.e. rate stabilization, debt service reduction, to balance the budget, etc. If the Authority's budget anticipates a use of Unrestricted Net Position, this question must be answered.

**The Commission utilizes a combination of both unrestricted net position and debt to support its capital program which indirectly functions to stabilize rates.**

5. Identify any sources of funds transferred to the County/Municipality as a budget subsidy or a shared service and explain the reason for the transfer (i.e.: to balance the County/Municipality budget, etc.).

**The Commission has entered a Memorandum of Understanding (MOU) with the County of Burlington for purposes of funding certain bridge or road related projects in the amount of \$1,500,000 for the County's calendar year 2018.**

6. The proposed budget must not reflect an anticipated deficit from 2018-2019 operations. If there exists an accumulated deficit from prior years' budgets (and funding is included in the proposed budget as a result of a prior deficit) explain the funding plan to eliminate said deficit (N.J.S.A. 40A:5A-12). If the Authority has a net deficit reported in its most recent audit, it must provide a deficit reduction plan in response to this question. **(Prepare a response to deficits caused by the implementation of GASB 68)**

**Although the FY 2017 audit report reflects an Unrestricted Net Position deficit of \$1,134,575, the "Projected Unrestricted Undesignated Net Position at end of last Issued Audit Report (4)" reflects a positive balance of \$20,123,320.**

7. Attach a schedule of the Authority's existing rate structure (connection fees, parking fees, service charges, etc.) if it has been changed since the prior year budget submission and a schedule of the proposed rate structure for the upcoming fiscal year. Explain any proposed changes in the rate structure and attach the resolution approving the change in the rate structure, if applicable.

**No changes to existing rate structure since the prior year budget submission.**

# AUTHORITY CONTACT INFORMATION

## FY 2019

Please complete the following information regarding this Authority. All information requested below must be completed.

|                           |                                     |             |              |
|---------------------------|-------------------------------------|-------------|--------------|
| <b>Name of Authority:</b> | Burlington County Bridge Commission |             |              |
| <b>Federal ID Number:</b> | 21-6000402                          |             |              |
| <b>Address:</b>           | 1300 Route 73, North, PO Box 6      |             |              |
| <b>City, State, Zip:</b>  | Palmyra                             | NJ          | 08065        |
| <b>Phone: (ext.)</b>      | 856-829-1900                        | <b>Fax:</b> | 856-829-1905 |

|                            |                                |             |              |
|----------------------------|--------------------------------|-------------|--------------|
| <b>Preparer's Name:</b>    | David R. Leh, CPA, RMA         |             |              |
| <b>Preparer's Address:</b> | 1300 Route 73, North, PO Box 6 |             |              |
| <b>City, State, Zip:</b>   | Palmyra                        | NJ          | 08065        |
| <b>Phone: (ext.)</b>       | 856-829-1900 x1228             | <b>Fax:</b> | 856-829-1905 |
| <b>E-mail:</b>             | dleh@bcbridge.org              |             |              |

|                                 |                        |             |              |
|---------------------------------|------------------------|-------------|--------------|
| <b>Chief Executive Officer:</b> | John D. Jeffers        |             |              |
| <b>Phone: (ext.)</b>            | 856-829-1900 x1221     | <b>Fax:</b> | 856-829-1905 |
| <b>E-mail:</b>                  | jjeffers@bcbridges.org |             |              |

|                                 |                       |             |              |
|---------------------------------|-----------------------|-------------|--------------|
| <b>Chief Financial Officer:</b> | Christine J. Nociti   |             |              |
| <b>Phone: (ext.)</b>            | 856-829-1900x1223     | <b>Fax:</b> | 856-829-1905 |
| <b>E-mail:</b>                  | cnociti@bcbridges.org |             |              |

|                          |                              |             |              |
|--------------------------|------------------------------|-------------|--------------|
| <b>Name of Auditor:</b>  | Henry J. Ludwigsen, CPA, RMA |             |              |
| <b>Name of Firm:</b>     | Bowman & Company, LLP        |             |              |
| <b>Address:</b>          | 601 White Horse Road         |             |              |
| <b>City, State, Zip:</b> | Voorhees                     | NJ          | 08043        |
| <b>Phone: (ext.)</b>     | 856-435-0440                 | <b>Fax:</b> | 856-782-5094 |
| <b>E-mail:</b>           | hludwigsen@bowmanllp.com     |             |              |

# AUTHORITY INFORMATIONAL QUESTIONNAIRE

## Burlington County Bridge Commission

(Name)

FISCAL YEAR: FROM: 10/01/2018 TO: 9/30/2019

Answer all questions below completely and attach additional information as required.

- 1) Provide the number of individuals employed in (Use **Most Recent W-3 Available 2016 or 2017**) as reported on the Authority's Form W-3, Transmittal of Wage and Tax Statements: 191
- 2) Provide the amount of total salaries and wages as reported on the Authority's Form W-3, (Use **Most Recent W-3 Available 2016 or 2017**) Transmittal of Wage and Tax Statements: \$8,964,960.81
- 3) Provide the number of regular voting members of the governing body: 3
- 4) Provide the number of alternate voting members of the governing body: 0
- 5) Did any person listed on Page N-4 have a family or business relationship with any other person listed on Page N-4 during the current fiscal year? No If "yes," attach a description of the relationship including the names of the individuals involved and their positions at the Authority.
- 6) Did all individuals that were required to file a Financial Disclosure Statement for the current fiscal year (**Most Recent Filing that March 31, 2017 or 2018 deadline has passed 2017 or 2018**) because of their relationship with the Authority file the form as required? (Checked to see if individuals actually filed at <http://www.state.nj.us/dca/divisions/dlgs/resources/fds.html> before answering)  
Yes If "no," provide a list of those individuals who failed to file a Financial Disclosure Statement and an explanation as to the reason for their failure to file.
- 7) Does the Authority have any amounts receivable from current or former commissioners, officers, key employees or highest compensated employees? No If "yes," attach a list of those individuals, their position, the amount receivable, and a description of the amount due to the Authority.
- 8) Was the Authority a party to a business transaction with one of the following parties:
  - a. A current or former commissioner, officer, key employee, or highest compensated employee? No
  - b. A family member of a current or former commissioner, officer, key employee, or highest compensated employee? No
  - c. An entity of which a current or former commissioner, officer, key employee, or highest compensated employee (or family member thereof) was an officer or direct or indirect owner? NoIf the answer to any of the above is "yes," attach a description of the transaction including the name of the commissioner, officer, key employee, or highest compensated employee (or family member thereof) of the Authority; the name of the entity and relationship to the individual or family member; the amount paid; and whether the transaction was subject to a competitive bid process.
- 9) Did the Authority during the most recent fiscal year pay premiums, directly or indirectly, on a personal benefit contract? A personal benefit contract is generally any life insurance, annuity, or endowment contract that benefits, directly or indirectly, the transferor, a member of the transferor's family, or any other person designated by the transferor. No If "yes," attach a description of the arrangement, the premiums paid, and indicate the beneficiary of the contract
- 10) Explain the Authority's process for determining compensation for all persons listed on Page N-4. Include whether the Authority's process includes any of the following: 1) review and approval by the commissioners or a committee thereof; 2) study or survey of compensation data for comparable positions in similarly sized entities; 3) annual or periodic performance evaluation; 4) independent compensation consultant; and/or 5) written employment contract. **Attach a narrative of your Authority's procedures for all employees.**

There is no formal review process for review of Commissioners; Commissioners receive no



salary and the positions are appointed. The work performance of Officers, and Highly Compensated Employees is reviewed annually when the Administrative/Management functions are evaluated for purposes of determining inflationary raise increase considerations; the compensation of peer groups is typically considered as part of the review process. (Jason Bowen is not included in this group; Bowen is a union member who earns overtime pursuant to the terms of a negotiated contract between F.O.P. Lodge #115 and the Burlington County Bridge Commission).

- 11) Did the Authority pay for meals or catering during the current fiscal year? Yes If "yes," attach a detailed list of all meals and/or catering invoices for the current fiscal year and provide an explanation for each expenditure listed.
- 12) Did the Authority pay for travel expenses for any employee or individual listed on Page N-4? Yes If "yes," attach a detailed list of all travel expenses for the current fiscal year and provide an explanation for each expenditure listed.
- 13) Did the Authority provide any of the following to or for a person listed on Page N-4 or any other employee of the Authority:
  - a. First class or charter travel No
  - b. Travel for companions No
  - c. Tax indemnification and gross-up payments No
  - d. Discretionary spending account No
  - e. Housing allowance or residence for personal use No
  - f. Payments for business use of personal residence No
  - g. Vehicle/auto allowance or vehicle for personal use No
  - h. Health or social club dues or initiation fees No
  - i. Personal services (i.e.: maid, chauffeur, chef) No
 If the answer to any of the above is "yes," attach a description of the transaction including the name and position of the individual and the amount expended.
- 14) Did the Authority follow a written policy regarding payment or reimbursement for expenses incurred by employees and/or commissioners during the course of Authority business and does that policy require substantiation of expenses through receipts or invoices prior to reimbursement? Yes If "no," attach an explanation of the Authority's process for reimbursing employees and commissioners for expenses. (If your authority does not allow for reimbursements indicate that in answer)
- 15) Did the Authority make any payments to current or former commissioners or employees for severance or termination? No If "yes," attach explanation including amount paid.
- 16) Did the Authority make any payments to current or former commissioners or employees that were contingent upon the performance of the Authority or that were considered discretionary bonuses? No If "yes," attach explanation including amount paid.
- 17) Did the Authority comply with its Continuing Disclosure Agreements for all debt issuances outstanding by submitting its audited annual financial statements, annual operating data, and notice of material events to the Municipal Securities Rulemaking Board's Electronic Municipal Marketplace Access (EMMA) as required? Yes If "no," attach a description of the Authority's plan to ensure compliance with its Continuing Disclosure Agreements in the future.
- 18) Did the Authority receive any notices from the Department of Environmental Protection or any other entity regarding maintenance or repairs required to the Authority's systems to bring them into compliance with current regulations and standards that it has not yet taken action to remediate? No If "yes," attach explanation as to why the Authority has not yet undertaken the required maintenance or repairs and describe the Authority's plan to address the conditions identified.
- 19) Did the Authority receive any notices of fines or assessments from the Department of Environmental Protection or any other entity due to noncompliance with current regulations (i.e.: sewer overflow, etc.)? No If "yes," attach a description of the event or condition that resulted in the fine or assessment and indicate the amount of the fine or assessment.

**Authority Informational Questionnaire - #11 - Catering/Food**

| <b>Id</b>       | <b>Check Id</b> | <b>Trans Description</b>       | <b>Vendor Name</b>     | <b>Trans Amount</b> |
|-----------------|-----------------|--------------------------------|------------------------|---------------------|
| <b>Catering</b> |                 |                                |                        |                     |
| 17-00097        | 84069           | Expense for 10/14/16 Meeting   | NOCITI, CHRISTINE J    | -154.79             |
| 17-00068        | 84097           | Lunch for waterfestival        | GEORGETTI'S CATERING   | -720.00             |
| 17-00171        | 84144           | Commission Meeting Food 11/9   | DUE AMICI              | -263.86             |
| 17-00123        | 84162           | RIVER ROUTE EVENT FLORENCE,NJ  | GEORGETTI'S CATERING   | -895.00             |
| 17-00162        | 84165           | DONUTS                         | JIMS HARBOR DELI       | -100.00             |
| 17-00162        | 84165           | COFFEE                         | JIMS HARBOR DELI       | -41.25              |
| 17-00162        | 84165           | LUNCHES                        | JIMS HARBOR DELI       | -407.00             |
| 16-02033        | 84231           | FEBRUARY 9, 2016 COMM MTG FOOD | GEORGETTI'S CATERING   | -300.00             |
| 17-00617        | 84497           | January 2017 Comm Mtg Food     | NOCITI, CHRISTINE J    | -162.50             |
| 17-00706        | 84541           | Food for Feb 2017 Comm Mtg     | JERSEY MIKE'S SUBS     | -223.75             |
| 17-00698        | 84548           | Shop Rite - 10/2016 Comm Mtg   | JEFFERS, JOHN D        | -16.35              |
| 17-00698        | 84548           | Shop Rite - 11/2016 Comm Mtg   | JEFFERS, JOHN D        | -67.93              |
| 17-00698        | 84548           | Shop Rite - 12/2016 Comm Mtg   | JEFFERS, JOHN D        | -42.28              |
| 17-00698        | 84548           | Great Taste - 12/2016 Comm Mtg | JEFFERS, JOHN D        | -275.26             |
| 17-00698        | 84548           | Shop Rite - 1/2017 Comm Mtg    | JEFFERS, JOHN D        | -43.15              |
| 17-00698        | 84548           | Dunkin Donuts - Staff Meeting  | JEFFERS, JOHN D        | -8.61               |
| 17-00677        | 84559           | Table for 10 on 2/17/2017      | 200 CLUB BURL CO       | -800.00             |
| 17-00856        | 84661           | Food for Comm Mtg 3/17/2017    | AVANTI DIVERSIFIED LLC | -158.53             |
| 17-01038        | 84847           | Food for Comm Mtg 4/11/2017    | JERSEY MIKE'S SUBS     | -223.75             |
| 17-01126        | 84988           | Reimbursement-Comm Mtg 5-2-17  | VERNA, ELIZABETH       | -181.57             |
| 17-01243        | 85023           | Shop Rite (2-14-17 Comm Mtg)   | JEFFERS, JOHN D        | -38.61              |
| 17-01243        | 85023           | Shop Rite (3-17-17 Comm Mtg)   | JEFFERS, JOHN D        | -62.02              |
| 17-01243        | 85023           | Shop Rite (4-11-17 Comm Mtg)   | JEFFERS, JOHN D        | -35.65              |
| 17-01243        | 85023           | L & M Bakery (5-2-17 Comm Mtg) | JEFFERS, JOHN D        | -30.10              |
| 17-01285        | 85117           | Food for Comm Mtg 6-7-2017     | GEORGETTI'S CATERING   | -275.00             |
| 17-01459        | 85251           | 6/17/17 MEETING BEVERLY, NJ    | GEORGETTI'S CATERING   | -350.00             |
| 17-01597        | 85320           | Food for August 11th Comm Mtg  | JERSEY MIKE'S SUBS     | -268.65             |
| 17-01859        | 85518           | Meeting Expenses               | JEFFERS, JOHN D        | -416.65             |
| 17-01858        | 85519           | Meeting Expenses               | NOCITI, CHRISTINE J    | -389.94             |
| 17-01840        | 85609           | Sept 18, 2017 Comm Mtg Food    | GEORGETTI'S CATERING   | -325.00             |

**Authority Informational Questionnaire - #12 - Travel**

| <b>Id</b> | <b>Check Id</b> | <b>Trans Description</b>       | <b>Vendor Name</b>         | <b>Trans Amount</b> |
|-----------|-----------------|--------------------------------|----------------------------|---------------------|
| 16-01894  | 84049           | TOLLS/PARKING CONF-IN AC       | Patrick J. Reilly, Jr.     | -23.90              |
| 17-00063  | 84139           | SEPTEMBER 2016 MILEAGE EXPENSE | David Wyche                | -24.84              |
| 17-00220  | 84209           | OCTOBER 2016 EXPENSES          | David Wyche                | -28.62              |
| 17-00255  | 84261           | Dinner for 15 at NJLOM 2016    | JEFFERS, JOHN D            | -1,200.15           |
| 17-00339  | 84403           | MILEAGE 9/2016 - 12/2016       | Edward Fox                 | -173.88             |
| 17-00339  | 84403           | PATCO & SEPTA FARES 11/15/16   | Edward Fox                 | -7.80               |
| 17-00491  | 84478           | 2016 MILEAGE                   | Mark Remsa                 | -131.22             |
| 17-00499  | 84494           | DECEMBER 2016 BRIDGE TOLL EXPE | David Wyche                | -5.00               |
| 17-00622  | 84527           | NJAPA CONF PARKING 1/26, 1/27  | Mark Remsa                 | -16.00              |
| 17-00629  | 84539           | JANUARY 2017 MILEAGE EXPENSE   | David Wyche                | -37.26              |
| 17-00855  | 84768           | Hotel CSC UAT Gaithersburg MD  | OZALIS JR, STANLEY J       | -358.80             |
| 17-00855  | 84768           | Tolls CSC UAT MD and VA        | OZALIS JR, STANLEY J       | -89.83              |
| 17-00827  | 84797           | FEBRUARY 2017 MILEAGE EXPENSE  | David Wyche                | -19.26              |
| 17-01024  | 84894           | MILEAGE                        | David Wyche                | -17.12              |
| 17-01024  | 84894           | MASS TRANSIT - PATCO           | David Wyche                | -6.00               |
| 17-01086  | 84924           | Registration for John Jeffers  | I B T T A                  | -650.00             |
| 17-01086  | 84924           | Registration for Phil Adams    | I B T T A                  | -650.00             |
| 17-01092  | 84951           | CENSUS WORKSHOP 4/24/17        | Linda Wong                 | -10.70              |
| 17-01150  | 84968           | LODGING - 2017 APA CONFERENCE  | Edward Fox                 | -1,349.72           |
| 17-01150  | 84968           | TRAVEL - 2017 APA CONFERENCE   | Edward Fox                 | -32.50              |
| 17-01149  | 84979           | HOTEL - APA CONFERENCE         | Mark Remsa                 | -1,349.72           |
| 17-01149  | 84979           | TRAVEL - APA CONFERENCE        | Mark Remsa                 | -66.74              |
| 17-01125  | 84987           | APRIL, 2017 MILEAGE EXPENSE    | David Wyche                | -5.35               |
| 17-01243  | 85023           | IBTTA New Orleans Airfare      | JEFFERS, JOHN D            | -478.60             |
| 17-01243  | 85023           | IBTTA New Orleans Baggage      | JEFFERS, JOHN D            | -50.00              |
| 17-01243  | 85023           | IBTTA New Orleans Hotel Room   | JEFFERS, JOHN D            | -1,146.46           |
| 17-01243  | 85023           | IBTTA New Orleans Taxi         | JEFFERS, JOHN D            | -67.00              |
| 17-01243  | 85023           | IBTTA New Orleans Taxi         | JEFFERS, JOHN D            | -67.00              |
| 17-01243  | 85023           | IBTTA New Orleans Parking      | JEFFERS, JOHN D            | -57.17              |
| 17-01243  | 85023           | Staff Meeting Luncheon 5-25-17 | JEFFERS, JOHN D            | -100.00             |
| 17-01214  | 85041           | MILEAGE REIMBURSEMENT          | MILLER, JASON              | -46.55              |
| 17-01218  | 85042           | lodging in Atlantic City       | Patrick J. Reilly, Jr.     | -223.56             |
| 17-01218  | 85042           | Parking                        | Patrick J. Reilly, Jr.     | -30.00              |
| 17-01218  | 85042           | tolls                          | Patrick J. Reilly, Jr.     | -15.00              |
| 17-01234  | 85043           | DVRPC MEETING PARK/BRIDGE TOLL | Mark Remsa                 | -25.00              |
| 17-01304  | 85136           | 6/8/17 MEETING KAMPACH-TRENTON | Mark Remsa                 | -16.80              |
| 17-01414  | 85160           | IBTTA New Orleans Hotel Room   | ADAMS, PHILLIP N           | -1,146.46           |
| 17-01414  | 85160           | IBTTA New Orleans Airfare      | ADAMS, PHILLIP N           | -403.60             |
| 17-01414  | 85160           | IBTTA New Orleans Baggage      | ADAMS, PHILLIP N           | -50.00              |
| 17-01506  | 85268           | DVRPC 3 PATCO REIMBURSEMENTS   | Mark Remsa                 | -18.00              |
| 17-01473  | 85285           | MILEAGE                        | David Wyche                | -32.10              |
| 17-01473  | 85285           | DRPA - PATCO TICKET            | David Wyche                | -6.00               |
| 17-01543  | 85351           | Hotel - Stanley Ozalis         | OZALIS JR, STANLEY J       | -653.52             |
| 17-01543  | 85351           | Hotel - Bill DiMartino         | OZALIS JR, STANLEY J       | -653.52             |
| 17-01543  | 85351           | Airfare - Stanley Ozalis       | OZALIS JR, STANLEY J       | -551.10             |
| 17-01543  | 85351           | Airfare - Bill DiMartino       | OZALIS JR, STANLEY J       | -551.10             |
| 17-01543  | 85351           | Car Rental                     | OZALIS JR, STANLEY J       | -174.52             |
| 17-01543  | 85351           | Fuel - Car Rental              | OZALIS JR, STANLEY J       | -9.00               |
| 17-01543  | 85351           | Pacifico Airport Parking       | OZALIS JR, STANLEY J       | -53.20              |
| 17-01543  | 85351           | Meals - Stanley Ozalis         | OZALIS JR, STANLEY J       | -33.50              |
| 17-01543  | 85351           | Meals - Bill DiMartino         | OZALIS JR, STANLEY J       | -33.50              |
| 17-01743  | 85363           | Meals for Virginia Trip        | ADAMS, PHILLIP N           | -323.49             |
| 17-01905  | 85521           | 11 Rooms for NJLOM 2017        | BORGATA HOTEL CASINO & SPA | -3,850.00           |
| 17-01756  | 85561           | Meals \$23.82 and \$40.15      | McCarron, Michael P.       | -63.97              |
| 17-01902  | 85571           | AIRFARE PHL-LAX                | Patrick J. Reilly, Jr.     | -616.64             |
| 17-01902  | 85571           | HOTEL TO ATTEND CONFERENCE     | Patrick J. Reilly, Jr.     | -875.00             |
| 17-01736  | 85590           | MILEAGE - JULY, 2017           | David Wyche                | -26.22              |
| 17-01737  | 85590           | MILEAGE - AUGUST, 2017         | David Wyche                | -8.03               |
| 17-01939  | 85656           | IBTTA ATLANTA CONFERENCE       | OZALIS JR, STANLEY J       | -1,082.21           |
| 17-01978  | 85731           | MILEAGE SEPTEMBER, 2017        | David Wyche                | -20.33              |

**AUTHORITY SCHEDULE OF COMMISSIONERS, OFFICERS, KEY EMPLOYEES,  
HIGHEST COMPENSATED EMPLOYEES AND INDEPENDENT CONTRACTORS**

**Burlington County Bridge Commission**

(Name)

**FISCAL YEAR:    FROM:    10/01/2018    TO:    9/30/2019**

*Complete the attached table for all persons required to be listed per #1-4 below.*

- 1) List all of the Authority's current commissioners and officers and amount of compensation from the Authority and any other public entities as defined below. Enter zero if no compensation was paid.
- 2) List all of the Authority's key employees and highest compensated employees other than a commissioner or officer as defined below and amount of compensation from the Authority and any other public entities.
- 3) List all of the Authority's former officers, key employees and highest compensated employees who received more than \$100,000 in reportable compensation from the Authority and any other public entities during the most recent fiscal year completed.
- 4) List all of the Authority's former commissioners who received more than \$10,000 in reportable compensation from the Authority and any other public entities during the most recent fiscal year completed.

**Commissioner:** A member of the governing body of the authority with voting rights. Include alternates for purposes of this schedule.

**Officer:** A person elected or appointed to manage the authority's daily operations at any time during the year, such as the chairperson, vice-chairperson, secretary, or treasurer. For the purposes of this schedule, treat the authority's top management official and top financial official as officers. A member of the governing body may be both a commissioner and an officer for the purposes of this schedule.

**Key employee:** An employee or independent contractor of the authority (other than a commissioner or officer) who meets both of the following criteria:

- a) The individual received reportable compensation from the authority and other public entities in excess of \$150,000 for the most recent fiscal year completed; and
- b) The individual has responsibilities or influence over the authority as a whole or has power to control or determine 10% or more of the authority's capital expenditures or operating budget.

**Highest compensated employee:** One of the five highest compensated employees or independent contractors of the authority other than current commissioners, officers, or key employees whose aggregate reportable compensation from the authority and other public entities is greater than \$100,000 for the most recent fiscal year completed.

**Compensation:** All forms of cash and non-cash payments or benefits provided in exchange for services, including salaries and wages, bonuses, severance payments, deferred payments, retirement benefits, fringe benefits, and other financial arrangements or transactions such as personal vehicles, meals, housing, personal and family education benefits, below-market loans, payment of personal or family travel, entertainment, and personal use of the Authority's property. Compensation includes payments and other benefits provided to both employees and independent contractors in exchange for services.

**Reportable compensation:** (Use the Most Recent W-2 available 2017 or 2018). The aggregate compensation that is reported (or is required to be reported) on Form W-2, box 1 or 5, whichever amount is greater, and/or Form 1099-MISC, box 7, for the most recent calendar year ended 60 days before the start of the proposed budget year. For example, for fiscal years ending December 31, 2018, the most recent W-2 and 1099 should be used 2017 or 2016 (60 days prior to start of budget year is November 1, 2017, with 2016 being the most recent calendar year ended), and for fiscal years ending June 30, 2018, the calendar year 2017 W-2 and 1099 should be used (60 days prior to start of budget year is May 1, 2017, with 2017 being the most recent calendar year ended).

**Other Public Entity:** Any municipality, county, local authority, fire district, or other government unit, regardless of whether it is related in any way to the Authority either by function or by physical location.

# **FY 2019 AUTHORITY BUDGET**

## **Financial Schedules Section**

# SUMMARY

Burlington County Bridge Commission  
For the Period October 1, 2018 to September 30, 2019

|  | FY 2019 Proposed Budget |      |      |      |      |      | FY 2018 Adopted Budget |                |                |
|--|-------------------------|------|------|------|------|------|------------------------|----------------|----------------|
|  | Bridge                  | N/A  | N/A  | N/A  | N/A  | N/A  | Total All Operations   | All Operations | All Operations |
| <b>REVENUES</b>  |                         |      |      |      |      |      |                        |                |                |
| Total Operating Revenues   | \$ 36,577,700           | \$ - | \$ - | \$ - | \$ - | \$ - | \$ 36,577,700          | \$ -           | 0.0%           |
| Total Non-Operating Revenues                                     | 40,000                  | -    | -    | -    | -    | -    | 40,000                 | -              | 0.0%           |
| Total Anticipated Revenues                                       | 36,617,700              | -    | -    | -    | -    | -    | 36,617,700             | -              | 0.0%           |
| <b>APPROPRIATIONS</b>  |                         |      |      |      |      |      |                        |                |                |
| Total Administration   | 5,967,867               | -    | -    | -    | -    | -    | 5,967,867              | (8,633)        | -0.1%          |
| Total Cost of Providing Services                                 | 22,272,040              | -    | -    | -    | -    | -    | 22,272,040             | (6,160)        | 0.0%           |
| Total Principal Payments on Debt Service in Lieu of Depreciation | 4,760,000               | -    | -    | -    | -    | -    | 4,760,000              | (1,135,000)    | -19.3%         |
| Total Operating Appropriations                                   | 32,999,907              | -    | -    | -    | -    | -    | 32,999,907             | (1,149,793)    | -3.4%          |
| Total Interest Payments on Debt                                  | 3,617,793               | -    | -    | -    | -    | -    | 3,617,793              | 1,149,793      | 46.6%          |
| Total Other Non-Operating Appropriations                         | -                       | -    | -    | -    | -    | -    | -                      | -              | #DIV/0!        |
| Total Non-Operating Appropriations                               | 3,617,793               | -    | -    | -    | -    | -    | 3,617,793              | 1,149,793      | 46.6%          |
| Accumulated Deficit  | -                       | -    | -    | -    | -    | -    | -                      | -              | #DIV/0!        |
| Total Appropriations and Accumulated Deficit                     | 36,617,700              | -    | -    | -    | -    | -    | 36,617,700             | -              | 0.0%           |
| Less: Total Unrestricted Net Position Utilized                   | -                       | -    | -    | -    | -    | -    | -                      | -              | #DIV/0!        |
| Net Total Appropriations   | 36,617,700              | -    | -    | -    | -    | -    | 36,617,700             | -              | 0.0%           |
| <b>ANTICIPATED SURPLUS (DEFICIT)</b>                             | \$ -                    | \$ - | \$ - | \$ - | \$ - | \$ - | \$ -                   | \$ -           | #DIV/0!        |

# Revenue Schedule

## Burlington County Bridge Commission

For the Period October 1, 2018 to September 30, 2019

|  | <b>FY 2019 Proposed Budget</b> |             |             |             |             |             | <b>FY 2018 Adopted Budget</b> | <b>\$ Increase (Decrease) Proposed vs. Adopted</b> | <b>% Increase (Decrease) Proposed vs. Adopted</b> |
|--|--------------------------------|-------------|-------------|-------------|-------------|-------------|-------------------------------|--|---|
|  | Bridge                         | N/A         | N/A         | N/A         | N/A         | N/A         | Total All Operations          | All Operations                                     | All Operations                                    |
| <b>OPERATING REVENUES</b>                            |                                |             |             |             |             |             |                               |  |   |
| <i>Service Charges</i>                               |                                |             |             |             |             |             |                               |  |   |
| Residential  | 36,457,700                     |             |             |             |             |             | \$ 36,457,700                 | \$ -   | 0.0%  |
| Business/Commercial                                  | -                              |             |             |             |             |             | -                             | -  | #DIV/0!   |
| Industrial   | -                              |             |             |             |             |             | -                             | -  | #DIV/0!   |
| Intergovernmental                                    | -                              |             |             |             |             |             | -                             | -  | #DIV/0!   |
| Other  | 120,000                        |             |             |             |             |             | 120,000                       | -  | 0.0%  |
| Total Service Charges                                | 36,577,700                     | -           | -           | -           | -           | -           | 36,577,700                    | -  | 0.0%  |
| <i>Connection Fees</i>                               |                                |             |             |             |             |             |                               |  |   |
| Residential  |                                |             |             |             |             |             | -                             | -  | #DIV/0!   |
| Business/Commercial                                  |                                |             |             |             |             |             | -                             | -  | #DIV/0!   |
| Industrial   |                                |             |             |             |             |             | -                             | -  | #DIV/0!   |
| Intergovernmental                                    |                                |             |             |             |             |             | -                             | -  | #DIV/0!   |
| Other  |                                |             |             |             |             |             | -                             | -  | #DIV/0!   |
| Total Connection Fees                                | -                              | -           | -           | -           | -           | -           | -                             | -  | #DIV/0!   |
| <i>Parking Fees</i>                                  |                                |             |             |             |             |             |                               |  |   |
| Meters   |                                |             |             |             |             |             | -                             | -  | #DIV/0!   |
| Permits  |                                |             |             |             |             |             | -                             | -  | #DIV/0!   |
| Fines/Penalties                                      |                                |             |             |             |             |             | -                             | -  | #DIV/0!   |
| Other  |                                |             |             |             |             |             | -                             | -  | #DIV/0!   |
| Total Parking Fees                                   | -                              | -           | -           | -           | -           | -           | -                             | -  | #DIV/0!   |
| <i>Other Operating Revenues (List)</i>               |                                |             |             |             |             |             |                               |  |   |
| Type in (Grant, Other Rev)                           |                                |             |             |             |             |             | -                             | -  | #DIV/0!   |
| Type in (Grant, Other Rev)                           |                                |             |             |             |             |             | -                             | -  | #DIV/0!   |
| Type in (Grant, Other Rev)                           |                                |             |             |             |             |             | -                             | -  | #DIV/0!   |
| Type in (Grant, Other Rev)                           |                                |             |             |             |             |             | -                             | -  | #DIV/0!   |
| Type in (Grant, Other Rev)                           |                                |             |             |             |             |             | -                             | -  | #DIV/0!   |
| Type in (Grant, Other Rev)                           |                                |             |             |             |             |             | -                             | -  | #DIV/0!   |
| Type in (Grant, Other Rev)                           |                                |             |             |             |             |             | -                             | -  | #DIV/0!   |
| Type in (Grant, Other Rev)                           |                                |             |             |             |             |             | -                             | -  | #DIV/0!   |
| Type in (Grant, Other Rev)                           |                                |             |             |             |             |             | -                             | -  | #DIV/0!   |
| Type in (Grant, Other Rev)                           |                                |             |             |             |             |             | -                             | -  | #DIV/0!   |
| Type in (Grant, Other Rev)                           |                                |             |             |             |             |             | -                             | -  | #DIV/0!   |
| Total Other Revenue                                  | -                              | -           | -           | -           | -           | -           | -                             | -  | #DIV/0!   |
| Total Operating Revenues                             | 36,577,700                     | -           | -           | -           | -           | -           | 36,577,700                    | -  | 0.0%  |
| <b>NON-OPERATING REVENUES</b>                        |                                |             |             |             |             |             |                               |  |   |
| <i>Other Non-Operating Revenues (List)</i>           |                                |             |             |             |             |             |                               |  |   |
| Type in  |                                |             |             |             |             |             | -                             | -  | #DIV/0!   |
| Type in  |                                |             |             |             |             |             | -                             | -  | #DIV/0!   |
| Type in  |                                |             |             |             |             |             | -                             | -  | #DIV/0!   |
| Type in  |                                |             |             |             |             |             | -                             | -  | #DIV/0!   |
| Type in  |                                |             |             |             |             |             | -                             | -  | #DIV/0!   |
| Type in  |                                |             |             |             |             |             | -                             | -  | #DIV/0!   |
| Total Other Non-Operating Revenue                    | -                              | -           | -           | -           | -           | -           | -                             | -  | #DIV/0!   |
| <i>Interest on Investments &amp; Deposits (List)</i> |                                |             |             |             |             |             |                               |  |   |
| Interest Earned                                      | 40,000                         |             |             |             |             |             | 40,000                        | -  | 0.0%  |
| Penalties  |                                |             |             |             |             |             | -                             | -  | #DIV/0!   |
| Other  |                                |             |             |             |             |             | -                             | -  | #DIV/0!   |
| Total Interest                                       | 40,000                         | -           | -           | -           | -           | -           | 40,000                        | -  | 0.0%  |
| Total Non-Operating Revenues                         | 40,000                         | -           | -           | -           | -           | -           | 40,000                        | -  | 0.0%  |
| <b>TOTAL ANTICIPATED REVENUES</b>                    | <b>\$36,617,700</b>            | <b>\$ -</b> | <b>\$ -</b> | <b>\$ -</b> | <b>\$ -</b> | <b>\$ -</b> | <b>\$ 36,617,700</b>          | <b>\$ -</b>  | <b>0.0%</b>                                       |

# Prior Year Adopted Revenue Schedule

## Burlington County Bridge Commission

### FY 2018 Adopted Budget

|   | Bridge               | N/A         | N/A         | N/A         | N/A         | N/A         | Total All Operations |
|---|----------------------|-------------|-------------|-------------|-------------|-------------|----------------------|
| <b>OPERATING REVENUES</b>                     |                      |             |             |             |             |             |                      |
| <i>Service Charges</i>                        |                      |             |             |             |             |             |                      |
| Residential                                   | 36,457,700           |             |             |             |             |             | \$ 36,457,700        |
| Business/Commercial                           | -                    |             |             |             |             |             | -                    |
| Industrial                                    | -                    |             |             |             |             |             | -                    |
| Intergovernmental                             | -                    |             |             |             |             |             | -                    |
| Other   | 120,000              |             |             |             |             |             | 120,000              |
| Total Service Charges                         | 36,577,700           | -           | -           | -           | -           | -           | 36,577,700           |
| <i>Connection Fees</i>                        |                      |             |             |             |             |             |                      |
| Residential                                   | -                    |             |             |             |             |             | -                    |
| Business/Commercial                           | -                    |             |             |             |             |             | -                    |
| Industrial                                    | -                    |             |             |             |             |             | -                    |
| Intergovernmental                             | -                    |             |             |             |             |             | -                    |
| Other   | -                    |             |             |             |             |             | -                    |
| Total Connection Fees                         | -                    | -           | -           | -           | -           | -           | -                    |
| <i>Parking Fees</i>                           |                      |             |             |             |             |             |                      |
| Meters  |                      |             |             |             |             |             | -                    |
| Permits                                       |                      |             |             |             |             |             | -                    |
| Fines/Penalties                               |                      |             |             |             |             |             | -                    |
| Other   |                      |             |             |             |             |             | -                    |
| Total Parking Fees                            | -                    | -           | -           | -           | -           | -           | -                    |
| <i>Other Operating Revenues (List)</i>        |                      |             |             |             |             |             |                      |
| Type in (Grant, Other Rev)                    |                      |             |             |             |             |             | -                    |
| Type in (Grant, Other Rev)                    |                      |             |             |             |             |             | -                    |
| Type in (Grant, Other Rev)                    |                      |             |             |             |             |             | -                    |
| Type in (Grant, Other Rev)                    |                      |             |             |             |             |             | -                    |
| Type in (Grant, Other Rev)                    |                      |             |             |             |             |             | -                    |
| Type in (Grant, Other Rev)                    |                      |             |             |             |             |             | -                    |
| Type in (Grant, Other Rev)                    |                      |             |             |             |             |             | -                    |
| Type in (Grant, Other Rev)                    |                      |             |             |             |             |             | -                    |
| Type in (Grant, Other Rev)                    |                      |             |             |             |             |             | -                    |
| Type in (Grant, Other Rev)                    |                      |             |             |             |             |             | -                    |
| Type in (Grant, Other Rev)                    |                      |             |             |             |             |             | -                    |
| Total Other Revenue                           | -                    | -           | -           | -           | -           | -           | -                    |
| Total Operating Revenues                      | 36,577,700           | -           | -           | -           | -           | -           | 36,577,700           |
| <b>NON-OPERATING REVENUES</b>                 |                      |             |             |             |             |             |                      |
| <i>Other Non-Operating Revenues (List)</i>    |                      |             |             |             |             |             |                      |
| Type in                                       |                      |             |             |             |             |             | -                    |
| Type in                                       |                      |             |             |             |             |             | -                    |
| Type in                                       |                      |             |             |             |             |             | -                    |
| Type in                                       |                      |             |             |             |             |             | -                    |
| Type in                                       |                      |             |             |             |             |             | -                    |
| Type in                                       |                      |             |             |             |             |             | -                    |
| Other Non-Operating Revenues                  | -                    | -           | -           | -           | -           | -           | -                    |
| <i>Interest on Investments &amp; Deposits</i> |                      |             |             |             |             |             |                      |
| Interest Earned                               | 40,000               |             |             |             |             |             | 40,000               |
| Penalties                                     |                      |             |             |             |             |             | -                    |
| Other   |                      |             |             |             |             |             | -                    |
| Total Interest                                | 40,000               | -           | -           | -           | -           | -           | 40,000               |
| Total Non-Operating Revenues                  | 40,000               | -           | -           | -           | -           | -           | 40,000               |
| <b>TOTAL ANTICIPATED REVENUES</b>             | <b>\$ 36,617,700</b> | <b>\$ -</b> | <b>\$ -</b> | <b>\$ -</b> | <b>\$ -</b> | <b>\$ -</b> | <b>\$ 36,617,700</b> |



# Appropriations Schedule

## Burlington County Bridge Commission

For the Period      October 1, 2018      to      September 30, 2019

| <i>FY 2019 Proposed Budget</i>                                   |               |      |      |      |      |      | <i>FY 2018 Adopted Budget</i> | <i>\$ Increase (Decrease) Proposed vs. Adopted</i> | <i>% Increase (Decrease) Proposed vs. Adopted</i> |
|--|---------------|------|------|------|------|------|-------------------------------|--|---|
|  | Bridge        | N/A  | N/A  | N/A  | N/A  | N/A  | Total All Operations          | Total All Operations                               | All Operations                                    |
| <b>OPERATING APPROPRIATIONS</b>                                  |               |      |      |      |      |      |                               |  |   |
| <i>Administration - Personnel</i>                                |               |      |      |      |      |      |                               |  |   |
| Salary & Wages   | \$ 2,307,067  |      |      |      |      |      | \$ 2,307,067                  | \$ 2,342,200                                       | \$ (35,133)                                       |
| Fringe Benefits  | 1,792,300     |      |      |      |      |      | 1,792,300                     | 1,772,300  | 20,000  |
| Total Administration - Personnel                                 | 4,099,367     | -    | -    | -    | -    | -    | 4,099,367                     | 4,114,500  | (15,133)  |
| <i>Administration - Other (List)</i>                             |               |      |      |      |      |      |                               |  |   |
| See Attached Statement - F-4(a)                                  | 1,868,500     |      |      |      |      |      | 1,868,500                     | 1,862,000  | 6,500   |
| Type in Description  |               |      |      |      |      |      | -                             | -  | -   |
| Type in Description  |               |      |      |      |      |      | -                             | -  | -   |
| Type in Description  |               |      |      |      |      |      | -                             | -  | -   |
| Miscellaneous Administration*                                    |               |      |      |      |      |      | -                             | -  | -   |
| Total Administration - Other                                     | 1,868,500     | -    | -    | -    | -    | -    | 1,868,500                     | 1,862,000  | 6,500   |
| Total Administration   | 5,967,867     | -    | -    | -    | -    | -    | 5,967,867                     | 5,976,500  | (8,633)   |
| <i>Cost of Providing Services - Personnel</i>                    |               |      |      |      |      |      |                               |  |   |
| Salary & Wages   | 8,691,640     |      |      |      |      |      | 8,691,640                     | 8,824,000  | (132,360)   |
| Fringe Benefits  | 5,892,000     |      |      |      |      |      | 5,892,000                     | 5,812,000  | 80,000  |
| Total COPS - Personnel   | 14,583,640    | -    | -    | -    | -    | -    | 14,583,640                    | 14,636,000   | (52,360)  |
| <i>Cost of Providing Services - Other (List)</i>                 |               |      |      |      |      |      |                               |  |   |
| See Attached Statement - F-4(b)                                  | 7,688,400     |      |      |      |      |      | 7,688,400                     | 7,642,200  | 46,200  |
| Type in Description  |               |      |      |      |      |      | -                             | -  | -   |
| Type in Description  |               |      |      |      |      |      | -                             | -  | -   |
| Type in Description  |               |      |      |      |      |      | -                             | -  | -   |
| Miscellaneous COPS*  |               |      |      |      |      |      | -                             | -  | -   |
| Total COPS - Other   | 7,688,400     | -    | -    | -    | -    | -    | 7,688,400                     | 7,642,200  | 46,200  |
| Total Cost of Providing Services                                 | 22,272,040    | -    | -    | -    | -    | -    | 22,272,040                    | 22,278,200   | (6,160)   |
| Total Principal Payments on Debt Service in Lieu of Depreciation | 4,760,000     | -    | -    | -    | -    | -    | 4,760,000                     | 5,895,000  | (1,135,000)                                       |
| Total Operating Appropriations                                   | 32,999,907    | -    | -    | -    | -    | -    | 32,999,907                    | 34,149,700   | (1,149,793)                                       |
| <b>NON-OPERATING APPROPRIATIONS</b>                              |               |      |      |      |      |      |                               |  |   |
| Total Interest Payments on Debt                                  | 3,617,793     | -    | -    | -    | -    | -    | 3,617,793                     | 2,468,000  | 1,149,793   |
| Operations & Maintenance Reserve                                 |               |      |      |      |      |      | -                             | -  | -   |
| Renewal & Replacement Reserve                                    |               |      |      |      |      |      | -                             | -  | -   |
| Municipality/County Appropriation                                |               |      |      |      |      |      | -                             | -  | -   |
| Other Reserves   |               |      |      |      |      |      | -                             | -  | -   |
| Total Non-Operating Appropriations                               | 3,617,793     | -    | -    | -    | -    | -    | 3,617,793                     | 2,468,000  | 1,149,793   |
| <b>TOTAL APPROPRIATIONS</b>                                      | 36,617,700    | -    | -    | -    | -    | -    | 36,617,700                    | 36,617,700   | -   |
| <b>ACCUMULATED DEFICIT</b>                                       |               |      |      |      |      |      |                               |  |   |
| <b>TOTAL APPROPRIATIONS &amp; ACCUMULATED DEFICIT</b>            | 36,617,700    | -    | -    | -    | -    | -    | 36,617,700                    | 36,617,700   | -   |
| <b>UNRESTRICTED NET POSITION UTILIZED</b>                        |               |      |      |      |      |      |                               |  |   |
| Municipality/County Appropriation                                | -             | -    | -    | -    | -    | -    | -                             | -  | -   |
| Other  |               |      |      |      |      |      | -                             | -  | -   |
| Total Unrestricted Net Position Utilized                         | -             | -    | -    | -    | -    | -    | -                             | -  | -   |
| <b>TOTAL NET APPROPRIATIONS</b>                                  | \$ 36,617,700 | \$ - | \$ - | \$ - | \$ - | \$ - | \$ 36,617,700                 | \$ 36,617,700                                      | \$ -  |

\* Miscellaneous line items may not exceed 5% of total operating appropriations shown below. If amount in miscellaneous is greater than the amount shown below, then the line item must be itemized above.

5% of Total Operating Appropriations      \$ 1,649,995.35      \$ -      \$ -      \$ -      \$ -      \$ -      \$ -      \$ 1,649,995.35

Administration - Other Expense - Detail

|  | Bridge<br><u>Operations</u> |
|--|-----------------------------|
| Administration - Other (List)            |                             |
| Admin - Legal Advertising                | \$ 6,000.00                 |
| Admin - Postage                          | 12,200.00                   |
| Admin - Legal Services                   | 436,875.00                  |
| Admin - Accounting Services              | 80,000.00                   |
| Admin - Engineering Services             | 160,000.00                  |
| Admin - Other Professional Serv          | 40,000.00                   |
| Admin - Other Expenses                   | 42,000.00                   |
| Admin - Supplies - Office                | 15,000.00                   |
| Admin - Supplies - Other/General         | 1,500.00                    |
| Admin - Subscriptions                    | 3,600.00                    |
| Admin - Meetings                         | 6,000.00                    |
| Admin - Membership Dues                  | 2,500.00                    |
| Admin - Travel                           | 5,000.00                    |
| Admin - Data Processing                  | 30,000.00                   |
| Admin - HR - Other Professional Services | 16,500.00                   |
| Admin - HR - Other Expenses              | 800.00                      |
| Admin - HR - Subscriptions               | 1,200.00                    |
| Admin - HR - Meetings                    | 2,400.00                    |
| Admin - HR - Membership Dues             | 1,500.00                    |
| Admin - CM - Other Professional Services | 10,900.00                   |
| Admin - CM - Other Expenses              | 20,000.00                   |
| Admin - CM - Subscriptions               | 2,200.00                    |
| Admin - CM - Meetings                    | 300.00                      |
| Admin - CM - Membership Dues             | 1,600.00                    |
| Admin - CM - Travel                      | 1,800.00                    |
| Admin - IA - Postage                     | 2,000.00                    |
| Admin - IA - Legal Services              | 150,000.00                  |
| Admin - IA - Engineering Services        | 25,000.00                   |
| Admin - IA - Other Professional Services | 450,000.00                  |
| Admin - IA - Other Expenses              | 25,000.00                   |
| Admin - IA - Meetings                    | 5,000.00                    |
| Admin - ED - Services                    | 15,000.00                   |
| Admin - ED - Advertising                 | 23,000.00                   |
| Admin - ED - Legal Services              | 40,000.00                   |
| Admin - ED - Accounting                  | 15,000.00                   |
| Admin - ED - Other Professional Services | 25,000.00                   |
| Admin - ED - Other Expenses              | 83,800.00                   |
| Admin - ED - Supplies - Office           | 9,000.00                    |
| Admin - ED - Subscriptions               | 1,800.00                    |
| Admin - ED - Meetings                    | 2,000.00                    |
| Admin - ED - Membership Dues             | 5,325.00                    |
| Admin - ED - Travel                      | 4,000.00                    |
| Cove - Postage                           | 1,000.00                    |
| Cove - Printing & Binding                | 1,500.00                    |
| Cove - Legal Services                    | 5,000.00                    |
| Cove - Accounting Services               | 10,000.00                   |
| Cove - Engineering Services              | 5,000.00                    |
| Cove - Other Professional Services       | 6,000.00                    |
| Cove - Services                          | 3,900.00                    |
| Cove - Other Expenses                    | 16,200.00                   |
| Cove - Supplies - Office                 | 2,800.00                    |
| Cove - Supplies - Minor Tools            | 400.00                      |
| Cove - Supplies - Other/General          | 3,000.00                    |
| Cove - Fixed Assets                      | 19,000.00                   |
| Cove - Data Processing                   | 3,400.00                    |
| Cove - Utilities                         | 5,000.00                    |
| Cove - Events                            | 1,500.00                    |
| Cove - Exhibits                          | 4,000.00                    |
|  | <hr/>                       |
|  | \$ 1,868,500.00             |

Operating Other Expense - Detail

|   | Bridge<br>Operations |
|---|----------------------|
| Cost of Providing Services - Other (List) |                      |
| Tolls - Services                          | \$ 14,000.00         |
| Tolls - Other Expenses                    | 2,000.00             |
| Tolls - Supplies - Office                 | 7,500.00             |
| Tolls - Supplies - Other/General          | 12,000.00            |
| Tolls - Uniforms                          | 14,000.00            |
| Tolls - Meetings                          | 500.00               |
| Tolls - Membership Dues                   | 600.00               |
| Tolls - Travel                            | 400.00               |
| Tolls - Fixed Assets                      | 5,000.00             |
| Police - Other Professional Services      | 25,000.00            |
| Police - Services                         | 8,000.00             |
| Police - Other Expenses                   | 20,300.00            |
| Police - Supplies - Office                | 5,000.00             |
| Police - Supplies - Safety                | 16,700.00            |
| Police - Supplies - Minor Tools           | 1,000.00             |
| Police - Supplies - Other/General         | 2,400.00             |
| Police - Uniforms                         | 22,000.00            |
| Police - Subscriptions                    | 5,000.00             |
| Police - Meetings                         | 3,000.00             |
| Police - Membership Dues                  | 2,500.00             |
| Police - Travel                           | 2,500.00             |
| Police - Telephone                        | 13,000.00            |
| Maint - Services                          | 14,400.00            |
| Maint - Landscaping                       | 10,400.00            |
| Maint - Land Lease                        | 6,500.00             |
| Maint - Trash                             | 22,100.00            |
| Maint - Equipment Rental                  | 10,500.00            |
| Maint - Electrical Maintenance            | 400.00               |
| Maint - Other Expenses                    | 6,600.00             |
| Maint - Supplies - Janitorial             | 26,000.00            |
| Maint - Supplies - Office                 | 1,000.00             |
| Maint - Supplies - Safety                 | 6,000.00             |
| Maint - Supplies - Minor Tools            | 8,000.00             |
| Maint - Supplies - Automotive             | 40,000.00            |
| Maint - Supplies - Electric               | 30,000.00            |
| Maint - Supplies - HVAC & Plumbing        | 15,000.00            |
| Maint - Supplies - Paint                  | 2,500.00             |
| Maint - Supplies - Signs                  | 15,500.00            |
| Maint - Supplies - Snow                   | 125,000.00           |
| Maint - Supplies - Weld                   | 7,500.00             |
| Maint - Supplies - Lawn Care              | 10,000.00            |
| Maint - Supplies - Police Automotive      | 21,000.00            |
| Maint - Supplies - Other/General          | 41,000.00            |
| Maint - Uniforms                          | 7,000.00             |
| Maint - Membership Dues                   | 500.00               |
| Maint - Travel                            | 300.00               |
| Maint - Fixed Assets                      | 16,000.00            |
| Maint - Engineer - Supplies - Office      | 5,000.00             |
| Maint - Engineer - Support                | 3,100.00             |
| IT - Other Expenses                       | 20,000.00            |
| IT - Supplies - Office                    | 25,000.00            |
| IT - Supplies - Minor Tools & Equip       | 3,000.00             |
| IT - Supplies - Other/General             | 5,000.00             |
| IT - Uniforms                             | 700.00               |
| IT - Meetings                             | 1,000.00             |
| IT - Membership Dues                      | 52,000.00            |
| IT - Travel                               | 3,000.00             |
| IT - Data Processing                      | 96,500.00            |
| IT - Telephone                            | 180,000.00           |
| IT - EZ Pass                              | 642,000.00           |
| IT - ETC                                  | 282,000.00           |
| IT - Security                             | 152,500.00           |
| IT - Support                              | 171,000.00           |
| Operations - Supplies - Other/General     | 10,000.00            |
| Operations - Gas                          | 22,500.00            |
| Operations - Electricity                  | 400,000.00           |
| Operations - Water                        | 40,000.00            |
| Operations - Fuel                         | 135,000.00           |
| Operations - Street Lighting              | 30,000.00            |
| Operations - Sewerage                     | 12,000.00            |
| Operations - Insurance                    | 2,850,000.00         |
| Operations-Physicals                      | 90,000.00            |
| Operations - PILOT Fees                   | 51,500.00            |
| Operations - Support                      | 100,000.00           |
| Operations - Engineering                  | 180,000.00           |
| Operations - Other                        | 1,500,000.00         |
|   | <hr/>                |
|   | 7,688,400.00         |

# Prior Year Adopted Appropriations Schedule

## Burlington County Bridge Commission

| FY 2018 Adopted Budget   |               |      |      |      |      |      | Total All     |
|--|---------------|------|------|------|------|------|---------------|
|  | Bridge        | N/A  | N/A  | N/A  | N/A  | N/A  | Operations    |
| <b>OPERATING APPROPRIATIONS</b>                                  |               |      |      |      |      |      |               |
| <i>Administration - Personnel</i>                                |               |      |      |      |      |      |               |
| Salary & Wages   | \$ 2,342,200  |      |      |      |      |      | \$ 2,342,200  |
| Fringe Benefits  | 1,772,300     |      |      |      |      |      | 1,772,300     |
| Total Administration - Personnel                                 | 4,114,500     | -    | -    | -    | -    | -    | 4,114,500     |
| <i>Administration - Other (List)</i>                             |               |      |      |      |      |      |               |
| See Attached Statement - F-4(a)                                  | 1,862,000     |      |      |      |      |      | 1,862,000     |
| Type In Description  |               |      |      |      |      |      | -             |
| Type In Description  |               |      |      |      |      |      | -             |
| Type In Description  |               |      |      |      |      |      | -             |
| Miscellaneous Administration*                                    |               |      |      |      |      |      | -             |
| Total Administration - Other                                     | 1,862,000     | -    | -    | -    | -    | -    | 1,862,000     |
| Total Administration   | 5,976,500     | -    | -    | -    | -    | -    | 5,976,500     |
| <i>Cost of Providing Services - Personnel</i>                    |               |      |      |      |      |      |               |
| Salary & Wages   | 8,824,000     |      |      |      |      |      | 8,824,000     |
| Fringe Benefits  | 5,812,000     |      |      |      |      |      | 5,812,000     |
| Total COPS - Personnel   | 14,636,000    | -    | -    | -    | -    | -    | 14,636,000    |
| <i>Cost of Providing Services - Other (List)</i>                 |               |      |      |      |      |      |               |
| See Attached Statement - F-4(b)                                  | 7,642,200     |      |      |      |      |      | 7,642,200     |
| Type In Description  |               |      |      |      |      |      | -             |
| Type In Description  |               |      |      |      |      |      | -             |
| Type In Description  |               |      |      |      |      |      | -             |
| Miscellaneous COPS*  |               |      |      |      |      |      | -             |
| Total COPS - Other   | 7,642,200     | -    | -    | -    | -    | -    | 7,642,200     |
| Total Cost of Providing Services                                 | 22,278,200    | -    | -    | -    | -    | -    | 22,278,200    |
| Total Principal Payments on Debt Service in Lieu of Depreciation | 5,895,000     | -    | -    | -    | -    | -    | 5,895,000     |
| Total Operating Appropriations                                   | 34,149,700    | -    | -    | -    | -    | -    | 34,149,700    |
| <b>NON-OPERATING APPROPRIATIONS</b>                              |               |      |      |      |      |      |               |
| Total Interest Payments on Debt                                  | 2,468,000     | -    | -    | -    | -    | -    | 2,468,000     |
| Operations & Maintenance Reserve                                 |               |      |      |      |      |      | -             |
| Renewal & Replacement Reserve                                    |               |      |      |      |      |      | -             |
| Municipality/County Appropriation                                |               |      |      |      |      |      | -             |
| Other Reserves   |               |      |      |      |      |      | -             |
| Total Non-Operating Appropriations                               | 2,468,000     | -    | -    | -    | -    | -    | 2,468,000     |
| <b>TOTAL APPROPRIATIONS</b>                                      | 36,617,700    | -    | -    | -    | -    | -    | 36,617,700    |
| <b>ACCUMULATED DEFICIT</b>                                       |               |      |      |      |      |      |               |
| <b>TOTAL APPROPRIATIONS &amp; ACCUMULATED DEFICIT</b>            | 36,617,700    | -    | -    | -    | -    | -    | 36,617,700    |
| <b>UNRESTRICTED NET POSITION UTILIZED</b>                        |               |      |      |      |      |      |               |
| Municipality/County Appropriation                                | -             | -    | -    | -    | -    | -    | -             |
| Other  |               |      |      |      |      |      | -             |
| Total Unrestricted Net Position Utilized                         | -             | -    | -    | -    | -    | -    | -             |
| <b>TOTAL NET APPROPRIATIONS</b>                                  | \$ 36,617,700 | \$ - | \$ - | \$ - | \$ - | \$ - | \$ 36,617,700 |

\* Miscellaneous line items may not exceed 5% of total operating appropriations shown below. If amount in miscellaneous is greater than the amount shown below, then the line item must be itemized above.

|                                      |                 |      |      |      |      |      |      |                 |
|--------------------------------------|-----------------|------|------|------|------|------|------|-----------------|
| 5% of Total Operating Appropriations | \$ 1,707,485.00 | \$ - | \$ - | \$ - | \$ - | \$ - | \$ - | \$ 1,707,485.00 |
|--------------------------------------|-----------------|------|------|------|------|------|------|-----------------|

# Debt Service Schedule - Principal

Burlington County Bridge Commission

If Authority has no debt X this box

☐

|                                | Fiscal Year Ending in       |                                 |              |              |              |              |              |               |                                |
|--------------------------------|-----------------------------|---------------------------------|--------------|--------------|--------------|--------------|--------------|---------------|--------------------------------|
|                                | Adopted Budget<br>Year 2018 | Proposed<br>Budget Year<br>2019 | 2020         | 2021         | 2022         | 2023         | 2024         | Thereafter    | Total Principal<br>Outstanding |
| Bridge                         |                             |                                 |              |              |              |              |              |               |                                |
| Revenue Bonds of 2013          | \$ 4,895,000                | \$ 4,760,000                    | \$ 4,605,000 | \$ 4,425,000 | \$ 4,255,000 | \$ 4,065,000 | \$ 2,555,000 | \$ 7,995,000  | \$ 32,660,000                  |
| Revenue Bonds of 2017          | 1,000,000                   | -                               | 1,380,000    | 1,400,000    | 1,205,000    | 1,065,000    | 2,225,000    | 37,455,000    | 44,730,000                     |
| Type in Issue Name             |                             |                                 |              |              |              |              |              |               | -                              |
| Type in Issue Name             |                             |                                 |              |              |              |              |              |               | -                              |
| Total Principal                | 5,895,000                   | 4,760,000                       | 5,985,000    | 5,825,000    | 5,460,000    | 5,130,000    | 4,780,000    | 45,450,000    | 77,390,000                     |
| N/A                            |                             |                                 |              |              |              |              |              |               |                                |
| Type in Issue Name             |                             |                                 |              |              |              |              |              |               | -                              |
| Type in Issue Name             |                             |                                 |              |              |              |              |              |               | -                              |
| Type in Issue Name             |                             |                                 |              |              |              |              |              |               | -                              |
| Type in Issue Name             |                             |                                 |              |              |              |              |              |               | -                              |
| Total Principal                | -                           | -                               | -            | -            | -            | -            | -            | -             | -                              |
| N/A                            |                             |                                 |              |              |              |              |              |               |                                |
| Type in Issue Name             |                             |                                 |              |              |              |              |              |               | -                              |
| Type in Issue Name             |                             |                                 |              |              |              |              |              |               | -                              |
| Type in Issue Name             |                             |                                 |              |              |              |              |              |               | -                              |
| Type in Issue Name             |                             |                                 |              |              |              |              |              |               | -                              |
| Total Principal                | -                           | -                               | -            | -            | -            | -            | -            | -             | -                              |
| N/A                            |                             |                                 |              |              |              |              |              |               |                                |
| Type in Issue Name             |                             |                                 |              |              |              |              |              |               | -                              |
| Type in Issue Name             |                             |                                 |              |              |              |              |              |               | -                              |
| Type in Issue Name             |                             |                                 |              |              |              |              |              |               | -                              |
| Type in Issue Name             |                             |                                 |              |              |              |              |              |               | -                              |
| Total Principal                | -                           | -                               | -            | -            | -            | -            | -            | -             | -                              |
| N/A                            |                             |                                 |              |              |              |              |              |               |                                |
| Type in Issue Name             |                             |                                 |              |              |              |              |              |               | -                              |
| Type in Issue Name             |                             |                                 |              |              |              |              |              |               | -                              |
| Type in Issue Name             |                             |                                 |              |              |              |              |              |               | -                              |
| Type in Issue Name             |                             |                                 |              |              |              |              |              |               | -                              |
| Total Principal                | -                           | -                               | -            | -            | -            | -            | -            | -             | -                              |
| TOTAL PRINCIPAL ALL OPERATIONS | \$ 5,895,000                | \$ 4,760,000                    | \$ 5,985,000 | \$ 5,825,000 | \$ 5,460,000 | \$ 5,130,000 | \$ 4,780,000 | \$ 45,450,000 | \$ 77,390,000                  |

Indicate the Authority's most recent bond rating and the year of the rating by ratings service.

|                     | Moody's | Fitch | Standard & Poors |
|---------------------|---------|-------|------------------|
| Bond Rating         | Aa2     | n/a   | AA               |
| Year of Last Rating | n/a     | n/a   | n/a              |

# Debt Service Schedule - Interest

Burlington County Bridge Commission

If Authority has no debt X this box

☐

Fiscal Year Ending in

|  | Adopted Budget<br>Year 2018 | Proposed<br>Budget Year<br>2019 | 2020         | 2021         | 2022         | 2023         | 2024         | Thereafter   | Total Interest<br>Payments<br>Outstanding |
|--|-----------------------------|---------------------------------|--------------|--------------|--------------|--------------|--------------|--------------|---|
| <i>Bridge</i>                          |                             |                                 |              |              |              |              |              |              |   |
| Revenue Bonds of 2013<br>Notes of 2015 | \$ 1,572,238<br>60,552      | \$ 1,334,238                    | \$ 1,103,988 | \$ 882,738   | \$ 669,988   | \$ 466,738   | \$ 338,988   | \$ 530,013   | \$ 5,326,690                              |
| Revenue Bonds of 2017<br>Notes of 2018 | 835,210                     | 2,174,500<br>109,055            | 2,105,500    | 2,035,500    | 1,975,250    | 1,922,000    | 1,810,750    | 9,178,000    | 21,201,500                                |
| Total Interest Payments                | 2,468,000                   | 3,617,793                       | 3,209,488    | 2,918,238    | 2,645,238    | 2,388,738    | 2,149,738    | 9,708,013    | 26,637,245                                |
| N/A                                    |                             |                                 |              |              |              |              |              |              |   |
| Type in Issue Name                     |                             |                                 |              |              |              |              |              |              | -   |
| Type in Issue Name                     |                             |                                 |              |              |              |              |              |              | -   |
| Type in Issue Name                     |                             |                                 |              |              |              |              |              |              | -   |
| Type in Issue Name                     |                             |                                 |              |              |              |              |              |              | -   |
| Total Interest Payments                | -                           | -                               | -            | -            | -            | -            | -            | -            | -   |
| N/A                                    |                             |                                 |              |              |              |              |              |              |   |
| Type in Issue Name                     |                             |                                 |              |              |              |              |              |              | -   |
| Type in Issue Name                     |                             |                                 |              |              |              |              |              |              | -   |
| Type in Issue Name                     |                             |                                 |              |              |              |              |              |              | -   |
| Type in Issue Name                     |                             |                                 |              |              |              |              |              |              | -   |
| Total Interest Payments                | -                           | -                               | -            | -            | -            | -            | -            | -            | -   |
| N/A                                    |                             |                                 |              |              |              |              |              |              |   |
| Type in Issue Name                     |                             |                                 |              |              |              |              |              |              | -   |
| Type in Issue Name                     |                             |                                 |              |              |              |              |              |              | -   |
| Type in Issue Name                     |                             |                                 |              |              |              |              |              |              | -   |
| Type in Issue Name                     |                             |                                 |              |              |              |              |              |              | -   |
| Total Interest Payments                | -                           | -                               | -            | -            | -            | -            | -            | -            | -   |
| N/A                                    |                             |                                 |              |              |              |              |              |              |   |
| Type in Issue Name                     |                             |                                 |              |              |              |              |              |              | -   |
| Type in Issue Name                     |                             |                                 |              |              |              |              |              |              | -   |
| Type in Issue Name                     |                             |                                 |              |              |              |              |              |              | -   |
| Type in Issue Name                     |                             |                                 |              |              |              |              |              |              | -   |
| Total Interest Payments                | -                           | -                               | -            | -            | -            | -            | -            | -            | -   |
| TOTAL INTEREST ALL OPERATIONS          | \$ 2,468,000                | \$ 3,617,793                    | \$ 3,209,488 | \$ 2,918,238 | \$ 2,645,238 | \$ 2,388,738 | \$ 2,149,738 | \$ 9,708,013 | \$ 26,637,245                             |

# Net Position Reconciliation

Burlington County Bridge Commission

For the Period October 1, 2018 to September 30, 2019

## FY 2019 Proposed Budget

|  | Bridge       | N/A | N/A | N/A | N/A | N/A | Total All Operations |
|--|--------------|-----|-----|-----|-----|-----|----------------------|
| <b>TOTAL NET POSITION BEGINNING OF LATEST AUDIT REPORT YEAR(1)</b>     | \$84,099,323 |     |     |     |     |     | \$84,099,323         |
| Less: Invested in Capital Assets, Net of Related Debt (1)              | 75,318,817   |     |     |     |     |     | 75,318,817           |
| Less: Restricted for Debt Service Reserve (1)                          | 6,589,612    |     |     |     |     |     | 6,589,612            |
| Less: Other Restricted Net Position (1)                                | 3,325,470    |     |     |     |     |     | 3,325,470            |
| Total Unrestricted Net Position (1)                                    | (1,134,575)  | -   | -   | -   | -   | -   | (1,134,575)          |
| Less: Designated for Non-Operating Improvements & Repairs              |              |     |     |     |     |     | -                    |
| Less: Designated for Rate Stabilization                                |              |     |     |     |     |     | -                    |
| Less: Other Designated by Resolution                                   |              |     |     |     |     |     | -                    |
| Plus: Accrued Unfunded Pension Liability (1)                           | 25,187,395   |     |     |     |     |     | 25,187,395           |
| Plus: Accrued Unfunded Other Post-Employment Benefit Liability (1)     | 14,953,500   |     |     |     |     |     | 14,953,500           |
| Plus: Estimated Income (Loss) on Current Year Operations (2)           |              |     |     |     |     |     | -                    |
| Plus: Other Adjustments (attach schedule)                              |              |     |     |     |     |     | -                    |
| <b>UNRESTRICTED NET POSITION AVAILABLE FOR USE IN PROPOSED BUDGET</b>  | 39,006,320   | -   | -   | -   | -   | -   | 39,006,320           |
| Unrestricted Net Position Utilized to Balance Proposed Budget          | -            | -   | -   | -   | -   | -   | -                    |
| Unrestricted Net Position Utilized in Proposed Capital Budget          | 18,883,000   | -   | -   | -   | -   | -   | 18,883,000           |
| Appropriation to Municipality/County (3)                               | -            | -   | -   | -   | -   | -   | -                    |
| Total Unrestricted Net Position Utilized in Proposed Budget            | 18,883,000   | -   | -   | -   | -   | -   | 18,883,000           |
| <b>PROJECTED UNRESTRICTED UNDESIGNATED NET POSITION AT END OF YEAR</b> |              |     |     |     |     |     |                      |
| <b>Last issued Audit Report (4)</b>                                    | \$20,123,320 | \$  | -   | \$  | -   | \$  | \$20,123,320         |

(1) Total of all operations for this line item must agree to audited financial statements.

(2) Include budgeted and unbudgeted use of unrestricted net position in the current year's operations.

(3) Amount may not exceed 5% of total operating appropriations. See calculation below.

Maximum Allowable Appropriation to Municipality/County

\$ 1,649,995 \$ - \$ - \$ - \$ - \$ - \$ 1,649,995

(4) If Authority is projecting a deficit for any operation at the end of the budget period, the Authority must attach a statement explaining its plan to reduce the deficit, including the timeline for elimination of the deficit, if not already detailed in the budget narrative section.

FY 2019

**Burlington County Bridge Commission**

(Name)

AUTHORITY  
CAPITAL  
BUDGET/  
PROGRAM




# FY 2019 CERTIFICATION OF AUTHORITY CAPITAL BUDGET/PROGRAM

## Burlington County Bridge Commission

(Name)

FISCAL YEAR: FROM: 10/01/2018 TO: 9/30/2019

[ ] It is hereby certified that the Authority Capital Budget/Program annexed hereto is a true copy of the Capital Budget/Program approved, pursuant to N.J.A.C. 5:31-2.2, along with the Annual Budget, by the governing body of the Burlington County Bridge Commission, on the 30th day of July, 2018.

|                      |  |             |              |
|----------------------|--|-------------|--------------|
| Officer's Signature: |  |             |              |
| Name:                | Kathleen M. Wiseman  |             |              |
| Title:               | Secretary  |             |              |
| Address:             | 1300 Route 73, North, PO Box 6<br>Palmyra, NJ 08065                                |             |              |
| Phone Number:        | 856-829-1900   | Fax Number: | 856-829-1900 |
| E-mail address       | kwiseman@bcbridges.org   |             |              |

# FY 2019 CAPITAL BUDGET/PROGRAM MESSAGE

## Burlington County Bridge Commission Authority (Name)

FISCAL YEAR: FROM: 10/01/2018 TO: 9/30/2019

1. Has each municipality or county affected by the actions of the authority participated in the development of the capital plan and reviewed or approved the plans or projects included within the Capital Budget/Program?

N/A

2. Has each capital project/project financing been developed from a specific capital improvement plan or report; does it include full lifecycle costs; and is it consistent with appropriate elements of Master Plans or other plans in the jurisdiction(s) served by the authority?

**Yes, the Commission's capital plan incorporates extensive project planning prepared by the resident engineers. The Commission's financial advisor integrates the projects in models prepared for purposes of determining cash flow, revenue and financing requirements on a routine basis.**

3. Has a long-term (10-20 years) infrastructure needs assessment or other capital plan with a horizon beyond six years been prepared?

Yes

4. Describe the projected impact of the proposed capital projects, including impact on the schedule of rates, fees, and service charges and the impact on current and future year's schedules.

**The Commission recognizes that inflationary cost increases impact both capital expenditures, major repairs expense and debt service costs. To address this issue, the Commission conducts routine analysis to evaluate revenue streams and applies this information to the capital planning process. The Commission's budget is structured to accommodate several years of capital expenditures; accordingly, no toll fare increases are necessary or expected.**

5. Please indicate which capital projects/project financings are being undertaken in the Metropolitan or Suburban Planning Areas as defined in the State Development and Redevelopment Plan.

N/A

6. Please indicate which capital projects/project financings are being undertaken within the boundary of a State Planning Commission-designated Center and/or Endorsed Plan and if the project was included in the Plan Implementation Agenda for that Center/Endorsed Plan.

N/A

*Add additional sheets if necessary.*

# Proposed Capital Budget

**Burlington County Bridge Commission**  
For the Period    October 1, 2018                      to                      September 30, 2019

|                                      |                      | <i>Funding Sources</i>             |                               |                      |                |               |
|--------------------------------------|----------------------|------------------------------------|-------------------------------|----------------------|----------------|---------------|
|                                      | Estimated Total Cost | Unrestricted Net Position Utilized | Renewal & Replacement Reserve | Debt Authorization   | Capital Grants | Other Sources |
| <i>Bridge</i>                        |                      |                                    |                               |                      |                |               |
| See Attached Schedule                | \$ 48,283,000        | \$ 18,883,000                      | \$ -                          | \$ 29,400,000        | \$ -           | \$ -          |
| Type in Description                  | -                    |                                    |                               |                      |                |               |
| Type in Description                  | -                    |                                    |                               |                      |                |               |
| Type in Description                  | -                    |                                    |                               |                      |                |               |
| Total                                | 48,283,000           | 18,883,000                         | -                             | 29,400,000           | -              | -             |
| <i>N/A</i>                           |                      |                                    |                               |                      |                |               |
| Type in Description                  | -                    |                                    |                               |                      |                |               |
| Type in Description                  | -                    |                                    |                               |                      |                |               |
| Type in Description                  | -                    |                                    |                               |                      |                |               |
| Type in Description                  | -                    |                                    |                               |                      |                |               |
| Total                                | -                    | -                                  | -                             | -                    | -              | -             |
| <i>N/A</i>                           |                      |                                    |                               |                      |                |               |
| Type in Description                  | -                    |                                    |                               |                      |                |               |
| Type in Description                  | -                    |                                    |                               |                      |                |               |
| Type in Description                  | -                    |                                    |                               |                      |                |               |
| Type in Description                  | -                    |                                    |                               |                      |                |               |
| Total                                | -                    | -                                  | -                             | -                    | -              | -             |
| <i>N/A</i>                           |                      |                                    |                               |                      |                |               |
| Type in Description                  | -                    |                                    |                               |                      |                |               |
| Type in Description                  | -                    |                                    |                               |                      |                |               |
| Type in Description                  | -                    |                                    |                               |                      |                |               |
| Type in Description                  | -                    |                                    |                               |                      |                |               |
| Total                                | -                    | -                                  | -                             | -                    | -              | -             |
| <i>N/A</i>                           |                      |                                    |                               |                      |                |               |
| Type in Description                  | -                    |                                    |                               |                      |                |               |
| Type in Description                  | -                    |                                    |                               |                      |                |               |
| Type in Description                  | -                    |                                    |                               |                      |                |               |
| Type in Description                  | -                    |                                    |                               |                      |                |               |
| Total                                | -                    | -                                  | -                             | -                    | -              | -             |
| <i>N/A</i>                           |                      |                                    |                               |                      |                |               |
| Type in Description                  | -                    |                                    |                               |                      |                |               |
| Type in Description                  | -                    |                                    |                               |                      |                |               |
| Type in Description                  | -                    |                                    |                               |                      |                |               |
| Type in Description                  | -                    |                                    |                               |                      |                |               |
| Total                                | -                    | -                                  | -                             | -                    | -              | -             |
| <i>N/A</i>                           |                      |                                    |                               |                      |                |               |
| Type in Description                  | -                    |                                    |                               |                      |                |               |
| Type in Description                  | -                    |                                    |                               |                      |                |               |
| Type in Description                  | -                    |                                    |                               |                      |                |               |
| Type in Description                  | -                    |                                    |                               |                      |                |               |
| Total                                | -                    | -                                  | -                             | -                    | -              | -             |
| <b>TOTAL PROPOSED CAPITAL BUDGET</b> | <b>\$ 48,283,000</b> | <b>\$ 18,883,000</b>               | <b>\$ -</b>                   | <b>\$ 29,400,000</b> | <b>\$ -</b>    | <b>\$ -</b>   |

Enter brief description of up to four projects for each operation above. For operations with more than four budgeted projects, please attach additional schedules. Input total amount of all projects for the operation on single line and enter "See Attached Schedule" instead of project description.

# 2019 Proposed Capital Budget

## Burlington County Bridge Commission

For the Period October 1, 2018 to September 30, 2019

| Account Description:                          | Estimated Total<br>Cost | Funding Sources                       |                                     |                       |                   |                  |
|---|-------------------------|---------------------------------------|-------------------------------------|-----------------------|-------------------|------------------|
|   |                         | Unrestricted Net<br>Position Utilized | Renewal &<br>Replacement<br>Reserve | Debt<br>Authorization | Capital<br>Grants | Other<br>Sources |
| BB New Maintenance Building                   | \$ 1,250,000.00         |                                       |                                     | \$ 1,250,000.00       |                   |                  |
| RD Bridge Painting                            | 100,000.00              |                                       |                                     | 100,000.00            |                   |                  |
| Asset Management (I Compass)                  | 200,000.00              |                                       |                                     | 200,000.00            |                   |                  |
| TP Bridge & Toll Booth Painting               | 5,000,000.00            |                                       |                                     | 5,000,000.00          |                   |                  |
| TP Electrical Infrastructure                  | 1,000,000.00            |                                       |                                     | 1,000,000.00          |                   |                  |
| TP Mechanical Upgrade Project                 | 300,000.00              |                                       |                                     | 300,000.00            |                   |                  |
| BB Bridge & Toll Booth Painting               | 12,000,000.00           |                                       |                                     | 12,000,000.00         |                   |                  |
| BB Deck Replacement                           | 6,000,000.00            |                                       |                                     | 6,000,000.00          |                   |                  |
| BB Mechanical Upgrade Project                 | 1,800,000.00            |                                       |                                     | 1,800,000.00          |                   |                  |
| RD Mechanical Upgrade/Repairs                 | 250,000.00              |                                       |                                     | 250,000.00            |                   |                  |
| RR Pompeston Creek Bridge Replacement         | 1,500,000.00            |                                       |                                     | 1,500,000.00          |                   |                  |
| TP Fender System Replacement                  | 0.00                    |                                       |                                     |                       |                   |                  |
| TP Maintenance Building Roof                  | 0.00                    |                                       |                                     |                       |                   |                  |
| TP Traveler System                            | 0.00                    |                                       |                                     |                       |                   |                  |
| TP ConcreteRepair-Structural Improvement      | 300,000.00              | \$ 300,000.00                         |                                     |                       |                   |                  |
| TP ConcreteRepair                             | 1,800,000.00            | 1,800,000.00                          |                                     |                       |                   |                  |
| BB ConcreteRepair-Structural Improvement      | 250,000.00              | 250,000.00                            |                                     |                       |                   |                  |
| BB ConcreteRepair                             | 1,000,000.00            | 1,000,000.00                          |                                     |                       |                   |                  |
| RD Concrete Repair                            |                         | 0.00                                  |                                     |                       |                   |                  |
| RD Concrete Repair-Structural Improvement     | 300,000.00              | 300,000.00                            |                                     |                       |                   |                  |
| Engineer of Record                            | 600,000.00              | 600,000.00                            |                                     |                       |                   |                  |
| Maintenance Contract (Structural)             |                         | 2,500,000.00                          |                                     |                       |                   |                  |
| Maintenance Contract (Electrical)             | 2,200,000.00            | 2,200,000.00                          |                                     |                       |                   |                  |
| MU Structural Improvements                    | 5,800,000.00            | 5,800,000.00                          |                                     |                       |                   |                  |
| Annual Inspections                            | 300,000.00              | 300,000.00                            |                                     |                       |                   |                  |
| Toll Collection/EZ Pass                       | 1,878,000.00            | 1,878,000.00                          |                                     |                       |                   |                  |
| Network Backbone Infrastructure&Wireless      | 300,000.00              | 300,000.00                            |                                     |                       |                   |                  |
| Data Infrastructure                           | 700,000.00              | 700,000.00                            |                                     |                       |                   |                  |
| Computer Server Hardware & Licensing          | 800,000.00              | 800,000.00                            |                                     |                       |                   |                  |
| BB Rope Tension                               |                         |                                       |                                     |                       |                   |                  |
| BB Reed Street - Maintenance Contract         | 0.00                    |                                       |                                     |                       |                   |                  |
| John Deere 1570                               | 22,000.00               | 22,000.00                             |                                     |                       |                   |                  |
| John Deere 72 in Pro                          |                         | 5,000.00                              |                                     |                       |                   |                  |
| 2019 Ford F350                                | 35,000.00               | 35,000.00                             |                                     |                       |                   |                  |
| John Deere X590                               |                         | 10,000.00                             |                                     |                       |                   |                  |
| Truck Lift-40000 lbs                          | 61,000.00               | 61,000.00                             |                                     |                       |                   |                  |
| Wheel Balancer                                | 12,000.00               | 12,000.00                             |                                     |                       |                   |                  |
| Replace Large Outdoor Covered Area(Tent/Bldg) | 10,000.00               | 10,000.00                             |                                     |                       |                   |                  |
| Totals  | \$ 45,768,000.00        | \$ 18,883,000.00                      | \$ -                                | \$ 29,400,000.00      | \$ -              | \$ -             |

## 5 Year Capital Improvement Plan

### Burlington County Bridge Commission

For the Period    October 1, 2018                      to                      September 30, 2019

*Fiscal Year Beginning in*

|                       | Estimated Total<br>Cost | Current Budget<br>Year 2019 | 2020                 | 2021                 | 2022                 | 2023        | 2024        |
|-----------------------|-------------------------|-----------------------------|----------------------|----------------------|----------------------|-------------|-------------|
| <i>Bridge</i>         |                         |                             |                      |                      |                      |             |             |
| See Attached Schedule | \$ 135,083,000          | \$ 48,283,000               | \$ 37,250,000        | \$ 26,950,000        | \$ 22,600,000        | \$ -        |             |
| Type in Description   | -                       | -                           |                      |                      |                      |             |             |
| Type in Description   | -                       | -                           |                      |                      |                      |             |             |
| Type in Description   | -                       | -                           |                      |                      |                      |             |             |
| Total                 | 135,083,000             | 48,283,000                  | 37,250,000           | 26,950,000           | 22,600,000           | -           | -           |
| <i>N/A</i>            |                         |                             |                      |                      |                      |             |             |
| Type in Description   | -                       | -                           |                      |                      |                      |             |             |
| Type in Description   | -                       | -                           |                      |                      |                      |             |             |
| Type in Description   | -                       | -                           |                      |                      |                      |             |             |
| Type in Description   | -                       | -                           |                      |                      |                      |             |             |
| Total                 | -                       | -                           | -                    | -                    | -                    | -           | -           |
| <i>N/A</i>            |                         |                             |                      |                      |                      |             |             |
| Type in Description   | -                       | -                           |                      |                      |                      |             |             |
| Type in Description   | -                       | -                           |                      |                      |                      |             |             |
| Type in Description   | -                       | -                           |                      |                      |                      |             |             |
| Type in Description   | -                       | -                           |                      |                      |                      |             |             |
| Total                 | -                       | -                           | -                    | -                    | -                    | -           | -           |
| <i>N/A</i>            |                         |                             |                      |                      |                      |             |             |
| Type in Description   | -                       | -                           |                      |                      |                      |             |             |
| Type in Description   | -                       | -                           |                      |                      |                      |             |             |
| Type in Description   | -                       | -                           |                      |                      |                      |             |             |
| Type in Description   | -                       | -                           |                      |                      |                      |             |             |
| Total                 | -                       | -                           | -                    | -                    | -                    | -           | -           |
| <i>N/A</i>            |                         |                             |                      |                      |                      |             |             |
| Type in Description   | -                       | -                           |                      |                      |                      |             |             |
| Type in Description   | -                       | -                           |                      |                      |                      |             |             |
| Type in Description   | -                       | -                           |                      |                      |                      |             |             |
| Type in Description   | -                       | -                           |                      |                      |                      |             |             |
| Total                 | -                       | -                           | -                    | -                    | -                    | -           | -           |
| <i>N/A</i>            |                         |                             |                      |                      |                      |             |             |
| Type in Description   | -                       | -                           |                      |                      |                      |             |             |
| Type in Description   | -                       | -                           |                      |                      |                      |             |             |
| Type in Description   | -                       | -                           |                      |                      |                      |             |             |
| Type in Description   | -                       | -                           |                      |                      |                      |             |             |
| Total                 | -                       | -                           | -                    | -                    | -                    | -           | -           |
| <b>TOTAL</b>          | <b>\$ 135,083,000</b>   | <b>\$ 48,283,000</b>        | <b>\$ 37,250,000</b> | <b>\$ 26,950,000</b> | <b>\$ 22,600,000</b> | <b>\$ -</b> | <b>\$ -</b> |

*Project descriptions entered on Page CB-3 will carry forward to Pages CB-4 and CB-5. No need to re-enter project descriptions above.*

# 2019 Proposed Capital Budget

Burlington County Bridge Commission  
For the Period October 1, 2018 to September 30, 2019

| Account Description:                      | Estimated Total Cost     | Fiscal Year Beginning in     |                         |                         |                         |             |
|---|--------------------------|------------------------------|-------------------------|-------------------------|-------------------------|-------------|
|   |                          | Current Year Proposed Budget |                         |                         |                         |             |
|   |                          | <u>FY 2019</u>               | <u>2020</u>             | <u>2021</u>             | <u>2022</u>             | <u>2023</u> |
| BB New Maintenance Building               | \$ 1,250,000.00          | \$ 1,250,000.00              |                         |                         |                         |             |
| RD Bridge Painting                        | 6,100,000.00             | 100,000.00                   | \$ 3,000,000.00         | \$ 3,000,000.00         |                         |             |
| Asset Management (I Compass)              | 800,000.00               | 200,000.00                   | 200,000.00              | 200,000.00              | \$ 200,000.00           |             |
| TP Bridge & Toll Booth Painting           | 20,000,000.00            | 5,000,000.00                 | 15,000,000.00           |                         |                         |             |
| TP Electrical Infrastructure              | 3,000,000.00             | 1,000,000.00                 | 1,000,000.00            | 1,000,000.00            |                         |             |
| TP Mechanical Upgrade Project             | 300,000.00               | 300,000.00                   |                         |                         |                         |             |
| BB Bridge & Toll Booth Painting           | 12,000,000.00            | 12,000,000.00                |                         |                         |                         |             |
| BB Deck Replacement                       | 18,000,000.00            | 6,000,000.00                 | 4,000,000.00            | 4,000,000.00            | 4,000,000.00            |             |
| BB Mechanical Upgrade Project             | 1,800,000.00             | 1,800,000.00                 |                         |                         |                         |             |
| RD Mechanical Upgrade/Repairs             | 1,000,000.00             | 250,000.00                   | 750,000.00              |                         |                         |             |
| RR Pompeston Creek Bridge Replacement     | 3,000,000.00             | 1,500,000.00                 | 1,500,000.00            |                         |                         |             |
| TP Fender System Replacement              | 16,000,000.00            |                              | 1,000,000.00            | 7,500,000.00            | 7,500,000.00            |             |
| TP Maintenance Building Roof              | 400,000.00               |                              |                         |                         | 400,000.00              |             |
| TP Traveler System                        | 1,250,000.00             |                              |                         | 1,250,000.00            |                         |             |
| TP ConcreteRepair-Structural Improvement  | 300,000.00               | 300,000.00                   |                         |                         |                         |             |
| TP ConcreteRepair                         | 1,800,000.00             | 1,800,000.00                 |                         |                         |                         |             |
| BB ConcreteRepair-Structural Improvement  | 250,000.00               | 250,000.00                   |                         |                         |                         |             |
| BB ConcreteRepair                         | 1,000,000.00             | 1,000,000.00                 |                         |                         |                         |             |
| RD Concrete Repair                        | 400,000.00               |                              | 400,000.00              |                         |                         |             |
| RD Concrete Repair-Structural Improvement | 300,000.00               | 300,000.00                   |                         |                         |                         |             |
| Engineer of Record                        | 600,000.00               | 600,000.00                   |                         |                         |                         |             |
| Maintenance Contract (Structural)         | 10,000,000.00            | 2,500,000.00                 | 2,500,000.00            | 2,500,000.00            | 2,500,000.00            |             |
| Maintenance Contract (Electrical)         | 9,400,000.00             | 2,200,000.00                 | 2,200,000.00            | 2,500,000.00            | 2,500,000.00            |             |
| MU Structural Improvements                | 20,800,000.00            | 5,800,000.00                 | 5,000,000.00            | 5,000,000.00            | 5,000,000.00            |             |
| Annual Inspections                        | 300,000.00               | 300,000.00                   |                         |                         |                         |             |
| Toll Collection/EZ Pass                   | 1,878,000.00             | 1,878,000.00                 |                         |                         |                         |             |
| Network Backbone Infrastructure&Wireless  | 300,000.00               | 300,000.00                   |                         |                         |                         |             |
| Data Infrastructure                       | 700,000.00               | 700,000.00                   |                         |                         |                         |             |
| Computer Server Hardware & Licensing      | 800,000.00               | 800,000.00                   |                         |                         |                         |             |
| BB Rope Tension                           | 1,000,000.00             |                              | 500,000.00              |                         | 500,000.00              |             |
| BB Reed Street - Maintenance Contract     | 200,000.00               |                              | 200,000.00              |                         |                         |             |
| John Deere 1570                           | 22,000.00                | 22,000.00                    |                         |                         |                         |             |
| John Deere 72 in Pro                      | 5,000.00                 | 5,000.00                     |                         |                         |                         |             |
| 2019 Ford F350                            | 35,000.00                | 35,000.00                    |                         |                         |                         |             |
| John Deere X590                           | 10,000.00                | 10,000.00                    |                         |                         |                         |             |
| Truck Lift-40000 lbs                      | 61,000.00                | 61,000.00                    |                         |                         |                         |             |
| Wheel Balancer                            | 12,000.00                | 12,000.00                    |                         |                         |                         |             |
| Replace Large Covered Area (Tent/Bldg)    | 10,000.00                | 10,000.00                    |                         |                         |                         |             |
|   | 0.00                     |                              |                         |                         |                         |             |
| <b>Totals</b>                             | <b>\$ 135,083,000.00</b> | <b>\$ 48,283,000.00</b>      | <b>\$ 37,250,000.00</b> | <b>\$ 26,950,000.00</b> | <b>\$ 22,600,000.00</b> | <b>\$ -</b> |

## 5 Year Capital Improvement Plan Funding Sources

### Burlington County Bridge Commission

For the Period    October 1, 2018                      to                      September 30, 2019

|                            |   | <i>Funding Sources</i>  |  |                                     |                       |                                 |
|----------------------------|---|-------------------------|--|-------------------------------------|-----------------------|---------------------------------|
|                            |   | Estimated Total<br>Cost | Unrestricted Net<br>Position Utilized  | Renewal &<br>Replacement<br>Reserve | Debt<br>Authorization | Capital Grants    Other Sources |
| <i>Bridge</i>              |   |                         |  |                                     |                       |                                 |
| See Attached Schedule      |   | \$ 135,083,000          | \$ 50,183,000  | \$ -                                | \$ 84,900,000         | \$ - \$ -                       |
| Type in Description        | - |                         |  |                                     |                       |                                 |
| Type in Description        | - |                         |  |                                     |                       |                                 |
| Type in Description        | - |                         |  |                                     |                       |                                 |
| Total                      |   | 135,083,000             | 50,183,000   | -                                   | 84,900,000            | - -                             |
| <i>N/A</i>                 |   |                         |  |                                     |                       |                                 |
| Type in Description        | - |                         |  |                                     |                       |                                 |
| Type in Description        | - |                         |  |                                     |                       |                                 |
| Type in Description        | - |                         |  |                                     |                       |                                 |
| Type in Description        | - |                         |  |                                     |                       |                                 |
| Total                      |   | -                       | -  | -                                   | -                     | -                               |
| <i>N/A</i>                 |   |                         |  |                                     |                       |                                 |
| Type in Description        | - |                         |  |                                     |                       |                                 |
| Type in Description        | - |                         |  |                                     |                       |                                 |
| Type in Description        | - |                         |  |                                     |                       |                                 |
| Type in Description        | - |                         |  |                                     |                       |                                 |
| Total                      |   | -                       | -  | -                                   | -                     | -                               |
| <i>N/A</i>                 |   |                         |  |                                     |                       |                                 |
| Type in Description        | - |                         |  |                                     |                       |                                 |
| Type in Description        | - |                         |  |                                     |                       |                                 |
| Type in Description        | - |                         |  |                                     |                       |                                 |
| Type in Description        | - |                         |  |                                     |                       |                                 |
| Total                      |   | -                       | -  | -                                   | -                     | -                               |
| <i>N/A</i>                 |   |                         |  |                                     |                       |                                 |
| Type in Description        | - |                         |  |                                     |                       |                                 |
| Type in Description        | - |                         |  |                                     |                       |                                 |
| Type in Description        | - |                         |  |                                     |                       |                                 |
| Type in Description        | - |                         |  |                                     |                       |                                 |
| Total                      |   | -                       | -  | -                                   | -                     | -                               |
| <i>N/A</i>                 |   |                         |  |                                     |                       |                                 |
| Type in Description        | - |                         |  |                                     |                       |                                 |
| Type in Description        | - |                         |  |                                     |                       |                                 |
| Type in Description        | - |                         |  |                                     |                       |                                 |
| Type in Description        | - |                         |  |                                     |                       |                                 |
| Total                      |   | -                       | -  | -                                   | -                     | -                               |
| <b>TOTAL</b>               |   | <u>\$ 135,083,000</u>   | <u>\$ 50,183,000</u>   | <u>\$ -</u>                         | <u>\$ 84,900,000</u>  | <u>\$ - \$ -</u>                |
| Total 5 Year Plan per CB-4 |   | <u>\$ 135,083,000</u>   |  |                                     |                       |                                 |
| Balance check              |   | -                       | - If amount is other than zero, verify that projects listed above match projects listed on CB-4. |                                     |                       |                                 |

Project descriptions entered on Page CB-3 will carry forward to Pages CB-4 and CB-5. No need to re-enter project descriptions above.

5 Year Capital Improvement Plan Funding Sources

Burlington County Bridge Commission  
For the Period October 1, 2018 to September 30, 2019

| Account Description                           | Estimated Total<br>Cost | Funding Sources                       |                                     |                    |      | Capital<br>Grants | Other<br>Sources |
|---|-------------------------|---------------------------------------|-------------------------------------|--------------------|------|-------------------|------------------|
|   |                         | Unrestricted Net<br>Position Utilized | Renewal &<br>Replacement<br>Reserve | Debt Authorization |      |                   |                  |
| BB New Maintenance Building                   | \$ 1,250,000.00         |                                       |                                     | \$ 1,250,000.00    |      |                   |                  |
| RD Bridge Painting                            | 6,100,000.00            |                                       |                                     | 6,100,000.00       |      |                   |                  |
| Asset Management (I Compass)                  | 800,000.00              |                                       |                                     | 800,000.00         |      |                   |                  |
| TP Bridge & Toll Booth Painting               | 20,000,000.00           |                                       |                                     | 20,000,000.00      |      |                   |                  |
| TP Electrical Infrastructure                  | 3,000,000.00            |                                       |                                     | 3,000,000.00       |      |                   |                  |
| TP Mechanical Upgrade Project                 | 300,000.00              |                                       |                                     | 300,000.00         |      |                   |                  |
| BB Bridge & Toll Booth Painting               | 12,000,000.00           |                                       |                                     | 12,000,000.00      |      |                   |                  |
| BB Deck Replacement                           | 18,000,000.00           |                                       |                                     | 18,000,000.00      |      |                   |                  |
| BB Mechanical Upgrade Project                 | 1,800,000.00            |                                       |                                     | 1,800,000.00       |      |                   |                  |
| RD Mechanical Upgrade/Repairs                 | 1,000,000.00            |                                       |                                     | 1,000,000.00       |      |                   |                  |
| RR Pompeston Creek Bridge Replacement         | 3,000,000.00            |                                       |                                     | 3,000,000.00       |      |                   |                  |
| TP Fender System Replacement                  | 16,000,000.00           |                                       |                                     | 16,000,000.00      |      |                   |                  |
| TP Maintenance Building Roof                  | 400,000.00              |                                       |                                     | 400,000.00         |      |                   |                  |
| TP Traveler System                            | 1,250,000.00            |                                       |                                     | 1,250,000.00       |      |                   |                  |
| TP ConcreteRepair-Structural Improvement      | 300,000.00              | \$ 300,000.00                         |                                     |                    |      |                   |                  |
| TP ConcreteRepair                             | 1,800,000.00            | 1,800,000.00                          |                                     |                    |      |                   |                  |
| BB ConcreteRepair-Structural Improvement      | 250,000.00              | 250,000.00                            |                                     |                    |      |                   |                  |
| BB ConcreteRepair                             | 1,000,000.00            | 1,000,000.00                          |                                     |                    |      |                   |                  |
| RD Concrete Repair                            | 400,000.00              | 400,000.00                            |                                     |                    |      |                   |                  |
| RD Concrete Repair-Structural Improvement     | 300,000.00              | 300,000.00                            |                                     |                    |      |                   |                  |
| Engineer of Record                            | 600,000.00              | 600,000.00                            |                                     |                    |      |                   |                  |
| Maintenance Contract (Structural)             | 10,000,000.00           | 10,000,000.00                         |                                     |                    |      |                   |                  |
| Maintenance Contract (Electrical)             | 9,400,000.00            | 9,400,000.00                          |                                     |                    |      |                   |                  |
| MU Structural Improvements                    | 20,800,000.00           | 20,800,000.00                         |                                     |                    |      |                   |                  |
| Annual Inspections                            | 300,000.00              | 300,000.00                            |                                     |                    |      |                   |                  |
| Toll Collection/EZ Pass                       | 1,878,000.00            | 1,878,000.00                          |                                     |                    |      |                   |                  |
| Network Backbone Infrastructure&Wireless      | 300,000.00              | 300,000.00                            |                                     |                    |      |                   |                  |
| Data Infrastructure                           | 700,000.00              | 700,000.00                            |                                     |                    |      |                   |                  |
| Computer Server Hardware & Licensing          | 800,000.00              | 800,000.00                            |                                     |                    |      |                   |                  |
| BB Rope Tension                               | 1,000,000.00            | 1,000,000.00                          |                                     |                    |      |                   |                  |
| BB Reed Street - Maintenance Contract         | 200,000.00              | 200,000.00                            |                                     |                    |      |                   |                  |
| John Deere 1570                               | 22,000.00               | 22,000.00                             |                                     |                    |      |                   |                  |
| John Deere 72 in Pro                          | 5,000.00                | 5,000.00                              |                                     |                    |      |                   |                  |
| 2019 Ford F350                                | 35,000.00               | 35,000.00                             |                                     |                    |      |                   |                  |
| John Deere X590                               | 10,000.00               | 10,000.00                             |                                     |                    |      |                   |                  |
| Truck Lift-40000 lbs                          | 61,000.00               | 61,000.00                             |                                     |                    |      |                   |                  |
| Wheel Balancer                                | 12,000.00               | 12,000.00                             |                                     |                    |      |                   |                  |
| Replace Large Outdoor Covered Area(Tent/Bldg) | 10,000.00               | 10,000.00                             |                                     |                    |      |                   |                  |
|   | 0.00                    |                                       |                                     |                    |      |                   |                  |
| Totals  | \$ 135,083,000.00       | \$ 50,183,000.00                      | \$ -                                | \$ 84,900,000.00   | \$ - | \$ -              |                  |



Authority Schedule of Commissioners, Officers, Key Employees, Highest Compensated Employees and Independent Contractors (Continued)

For the Period October 1, 2018 to September 30, 2019  
 Burlington County Bridge Commission  
 Position (Can Check more than 1 Column for each person)

| Name                       | Title                   | Average Hours per Week Dedicated to Position | Commissioner | Officer | Key Employee | Highest Compensated Employee | Former | Reportable Compensation from Authority (W-2/1099) |       |   | Estimated amount of other compensation from Authority (health benefits, pension, etc.) | Estimated amount of other compensation from Other Public Entities (health benefits, pension, payment in lieu of health benefits, etc.) | Average Hours per Week Dedicated to Positions at Other Public Entities Listed in Column O | Positions held at Other Public Entities Listed in Column O | Names of Other Public Entities where Individual is an Employee or Member of the Governing Body (1) See note below | Reportable Compensation from Other Public Entities (W-2/1099) | Total Compensation All Public Entities |
|----------------------------|-------------------------|--|--------------|---------|--------------|------------------------------|--------|---|-------|---|--|--|---|--|---|---|--|
|                            |                         |  |              |         |              |                              |        | Base Salary/ Stipend                              | Bonus | Other (auto allowance, expense account, payment in lieu of health benefits, etc.) |  |  |   |  |   |   |  |
| 1 John B. Comegno II       | Chairperson             |  | X            | X       |              |                              |        |   |       |   |  |  |   |  |   |   | 0                                      |
| 2 James D. Fattorini       | Vice-chairperson        |  | X            | X       |              |                              |        |   |       |   |  |  |   |  |   |   | 0                                      |
| 3 Troy E. Singleton        | Commissioner            |  | X            | X       |              |                              |        |   |       |   |  |  |   |  |   |   | 0                                      |
| 4 John D. Jeffers          | Executive Director      | 40   | X            | X       | X            |                              |        | 176,152   | 0     | 0   | 19,951   | 0  | 17.5  | State Senator  |   | 49,000  | 196,103                                |
| 5 Christine J. Nociti Card | Treasurer/CFO           | 40   | X            | X       | X            |                              |        | 153,070   | 0     | 0   | 26,787   | 0  | 0.75  | Board Member   |   | 0   | 179,857                                |
| 6 Kathleen M. Wiseman      | Secretary               | 40   | X            | X       |              |                              |        | 70,716  | 0     | 0   | 31,649   | 0  |   |  |   |   | 102,365                                |
| 7 Stanley J. Ozalis Jr.    | Director of IT & ETC    | 40   |              |         | X            |                              |        | 135,374   | 0     | 0   | 26,787   | 0  |   |  |   |   | 162,161                                |
| 8 Constance Borman         | Director of HR          | 40   |              |         | X            |                              |        | 134,544   | 0     | 0   | 10,040   | 0  |   |  |   |   | 144,583                                |
| 9 Phillip Adams            | Director of TPB & BB    | 40   |              |         | X            |                              |        | 130,130   | 0     | 0   | 19,950   | 0  |   |  |   |   | 150,080                                |
| 10 Elizabeth Verna         | Chief of Staff          | 40   |              |         | X            |                              |        | 121,836   | 0     | 0   | 10,103   | 0  | 3   | Military Board Member                                      |   | 0   | 131,939                                |
| 11 Albert R. Ziegler Jr.   | Director of Maintenance | 40   |              |         | X            |                              |        | 114,837   | 0     | 0   | 19,961   | 0  |   |  |   |   | 134,799                                |
| 12 James E. Fletcher       | Director of Projects    | 40   |              |         | X            |                              |        | 89,424  | 0     | 0   | 27,445   | 0  |   |  |   |   | 116,869                                |
| 13                         |                         |  |              |         |              |                              |        |   |       |   |  |  |   |  |   |   | 0                                      |
| 14                         |                         |  |              |         |              |                              |        |   |       |   |  |  |   |  |   |   | 0                                      |
| 15                         |                         |  |              |         |              |                              |        |   |       |   |  |  |   |  |   |   | 0                                      |
| Total:                     |                         |  |              |         |              |                              |        | \$ 1,126,082                                      | \$ -  | \$ -  | \$ 192,674   | \$ -   |   |  |   | \$ 49,000   | \$ 1,367,756                           |

(1) Insert "None" in this column for each individual that does not hold a position with another Public Entity

# Schedule of Health Benefits - Detailed Cost Analysis

Burlington County Bridge Commission

For the Period October 1, 2018 to September 30, 2019

|   | Annual Cost   |                                       |                                     |  |                                       |                            |                        |                       |  |  |  |  |  |  |
|---|---|---------------------------------------|-------------------------------------|--|---------------------------------------|----------------------------|------------------------|-----------------------|--|--|--|--|--|--|
|   | # of Covered Members (Medical & Rx) Proposed Budget | Estimate per Employee Proposed Budget | Total Cost Estimate Proposed Budget | # of Covered Members (Medical & Rx) Current Year | Annual Cost per Employee Current Year | Total Prior year Year Cost | \$ Increase (Decrease) | % Increase (Decrease) |  |  |  |  |  |  |
|   |   |                                       |                                     |  |                                       |                            |                        |                       |  |  |  |  |  |  |
| Active Employees - Health Benefits - Annual Cost          |   |                                       |                                     |  |                                       |                            |                        |                       |  |  |  |  |  |  |
| Single Coverage   | 27  | \$ 16,827                             | \$ 454,329                          | 27   | \$ 15,024                             | \$ 405,648                 | \$ 48,681              | 12.0%                 |  |  |  |  |  |  |
| Parent & Child  | 9   | 26,665                                | 239,985                             | 9  | 23,808                                | 214,272                    | 25,713                 | 12.0%                 |  |  |  |  |  |  |
| Employee & Spouse (or Partner)                            | 15  | 34,151                                | 512,265                             | 15   | 30,492                                | 457,380                    | 54,885                 | 12.0%                 |  |  |  |  |  |  |
| Family  | 36  | 46,166                                | 1,661,976                           | 36   | 41,220                                | 1,483,920                  | 178,056                | 12.0%                 |  |  |  |  |  |  |
| Employee Cost Sharing Contribution (enter as negative - ) |   |                                       | (614,860)                           |  |                                       | (548,982)                  | (65,878)               | 12.0%                 |  |  |  |  |  |  |
| Subtotal  | 87  |                                       | 2,253,695                           | 87   |                                       | 2,012,238                  | 241,457                | 12.0%                 |  |  |  |  |  |  |
| Commissioners - Health Benefits - Annual Cost             |   |                                       |                                     |  |                                       |                            |                        |                       |  |  |  |  |  |  |
| Single Coverage   | 0   |                                       | -                                   | 0  |                                       | -                          | -                      | #DIV/0!               |  |  |  |  |  |  |
| Parent & Child  | 0   |                                       | -                                   | 0  |                                       | -                          | -                      | #DIV/0!               |  |  |  |  |  |  |
| Employee & Spouse (or Partner)                            | 0   |                                       | -                                   | 0  |                                       | -                          | -                      | #DIV/0!               |  |  |  |  |  |  |
| Family  | 0   |                                       | -                                   | 0  |                                       | -                          | -                      | #DIV/0!               |  |  |  |  |  |  |
| Employee Cost Sharing Contribution (enter as negative - ) |   |                                       |                                     |  |                                       |                            |                        | #DIV/0!               |  |  |  |  |  |  |
| Subtotal  | 0   |                                       | -                                   | 0  |                                       | -                          | -                      | #DIV/0!               |  |  |  |  |  |  |
| Retirees - Health Benefits - Annual Cost                  |   |                                       |                                     |  |                                       |                            |                        |                       |  |  |  |  |  |  |
| Single Coverage   | 120   | 15,407                                | 1,848,840                           | 120  | 13,756                                | 1,650,720                  | 198,120                | 12.0%                 |  |  |  |  |  |  |
| Parent & Child  | 0   | -                                     | -                                   | 0  | -                                     | -                          | -                      | #DIV/0!               |  |  |  |  |  |  |
| Employee & Spouse (or Partner)                            | 12  | 34,152                                | 409,824                             | 12   | 30,492                                | 365,904                    | 43,920                 | 12.0%                 |  |  |  |  |  |  |
| Family  | 6   | 46,167                                | 277,002                             | 6  | 41,220                                | 247,320                    | 29,682                 | 12.0%                 |  |  |  |  |  |  |
| Employee Cost Sharing Contribution (enter as negative - ) |   |                                       |                                     |  |                                       |                            |                        | #DIV/0!               |  |  |  |  |  |  |
| Subtotal  | 138   |                                       | 2,535,666                           | 138  |                                       | 2,263,944                  | 271,722                | 12.0%                 |  |  |  |  |  |  |
| GRAND TOTAL   |   |                                       |                                     |  |                                       |                            |                        |                       |  |  |  |  |  |  |
|   | 225   |                                       | \$4,789,361                         | 225  |                                       | \$ 4,276,182               | \$ 513,179             | 12.0%                 |  |  |  |  |  |  |

Is medical coverage provided by the SHBP (Yes or No)? (Place Answer in Box)

Is prescription drug coverage provided by the SHBP (Yes or No)? (Place Answer in Box)

|    |           |
|----|-----------|
| No | Yes or No |
| No | Yes or No |

**Note: Remember to Enter an amount in rows for Employee Cost Sharing**

# Schedule of Accumulated Liability for Compensated Absences

Burlington County Bridge Commission

For the Period

October 1, 2018

to

September 30, 2019

Complete the below table for the Authority's accrued liability for compensated absences.

X Box if Authority has no Compensated Absences

☒

Legal Basis for Benefit  
(check applicable items)

| Individuals Eligible for Benefit  | Gross Days of Accumulated<br>Compensated Absences at End<br>of Last Issued Audit Report | Dollar Value of<br>Accrued<br>Compensated<br>Absence Liability |           | Approved<br>Labor<br>Agreement | Resolution | Individual<br>Employment<br>Agreement |
|---|---|--|-----------|--------------------------------|------------|---------------------------------------|
|   |   |  |           |                                |            |                                       |
| See Attached List   | 7999.1  | 2,196,033  |           |                                |            |                                       |
|   |   |  |           |                                |            |                                       |
|   |   |  |           |                                |            |                                       |
|   |   |  |           |                                |            |                                       |
|   |   |  |           |                                |            |                                       |
|   |   |  |           |                                |            |                                       |
|   |   |  |           |                                |            |                                       |
|   |   |  |           |                                |            |                                       |
|   |   |  |           |                                |            |                                       |
|   |   |  |           |                                |            |                                       |
|   |   |  |           |                                |            |                                       |
|   |   |  |           |                                |            |                                       |
|   |   |  |           |                                |            |                                       |
|   |   |  |           |                                |            |                                       |
| Total liability for accumulated compensated absences at beginning of current year |   | \$   | 2,196,033 |                                |            |                                       |

The total Amount Should agree to most recently issued audit report for the Authority

# Schedule of Accumulated Liability for Compensated Absences (Additional Schedule)

Burlington County Bridge Commission

For the Period

October 1, 2018 to

September 30, 2019

Complete the below table for the Authority's accrued liability for compensated absences.

Legal Basis for Benefit  
(check applicable items)

|                        | Gross Days of<br>Accumulated<br>Compensated<br>Absences at<br>beginning of Current<br>Year | Dollar Value of<br>Accrued<br>Compensated<br>Absence Liability | Approved Labor<br>Agreement | Resolution (1) | Individual<br>Employment<br>Agreement |
|------------------------|--|--|-----------------------------|----------------|---------------------------------------|
| ADAMS, KEVIN T.        | 38.2   | \$ 12,215  | X                           |                |                                       |
| ADAMS, PHILLIP         | 327.3  | 102,915  |                             | X              |                                       |
| ALBURGER, LINDA L.     | 32.1   | 9,115  | X                           |                |                                       |
| ALLOWAY, MARK A.       | 58.6   | 17,652   | X                           |                |                                       |
| ANSTEY, FRANCIS        | 29.3   | 8,333  | X                           |                |                                       |
| AUGUSTINE, JAMES R.    | 39.8   | 13,395   |                             | X              |                                       |
| BARNER, GILBERT P.     | 39.0   | 8,890  | X                           |                |                                       |
| BARONE, STEVEN T.      | 14.3   | 2,484  | X                           |                |                                       |
| BEAVER, GARY A.        | 49.1   | 14,315   | X                           |                |                                       |
| BITTNER, ROBERT K.     | 26.5   | 7,732  | X                           |                |                                       |
| BONNER, SEAN M.        | 7.6  | 1,836  | X                           |                |                                       |
| BORMAN, CONSTANCE      | 383.8  | 146,547  |                             | X              |                                       |
| BOTTINO, MICHAEL A.    | 1.0  | 165  | X                           |                |                                       |
| BOWEN, JASON           | 185.3  | 41,691   | X                           |                |                                       |
| BRENNAN, ELLEN C.      | 185.7  | 37,504   |                             | X              |                                       |
| CAHALANE, CORNELIUS J. | 26.7   | 8,635  | X                           |                |                                       |
| CESARETTI, RONALD P.   | 185.6  | 33,534   |                             | X              |                                       |
| CHIEMIEGO, MICHELLE    | 15.3   | 4,673  |                             | X              |                                       |
| COLLEY, EDWARD B.      | 1.0  | 199  | X                           |                |                                       |
| CONREY, DENISE         | 93.5   | 20,855   |                             | X              |                                       |
| COUGHLIN, THOMAS J.    | 9.5  | 1,692  | X                           |                |                                       |
| COVELESKI, JOSEPH M.   | 30.3   | 9,673  | X                           |                |                                       |
| DEY, JOSEPH H.         | 29.3   | 6,685  | X                           |                |                                       |
| DIMARTINO, WILLIAM R.  | 63.3   | 22,927   |                             | X              |                                       |
| DOBBS, LESLIE L.       | 26.4   | 6,012  | X                           |                |                                       |
| DOROFY, PETER T.       | 60.0   | 19,873   |                             | X              |                                       |
| DORSEY, MAXWELL N.     | 17.1   | 5,040  | X                           |                |                                       |
| DUFFIELD, SUSAN E.     | 14.6   | 3,328  | X                           |                |                                       |
| ENGELHARDT, JOHNNIE H. | 7.7  | 2,185  | X                           |                |                                       |
| ESPOSITO, MADELYN C.   | 25.3   | 5,452  | X                           |                |                                       |
| ESTLOW, JESSE L.       | 120.5  | 26,117   | X                           |                |                                       |
| FARNSWORTH, BARBARA    | 46.5   | 8,982  |                             | X              |                                       |
| FLETCHER, JAMES E.     | 88.5   | 24,843   |                             | X              |                                       |
| FOX, EDWARD            | 79.6   | 28,855   |                             | X              |                                       |
| FRANECKI, TRACY L.     | 26.4   | 5,460  |                             | X              |                                       |
| GABRIELE, FREDERICK M. | 15.3   | 5,094  | X                           |                |                                       |
| GARCIA, DANIELLE       | 1.0  | 165  | X                           |                |                                       |
| GAVIO, JOYCE M.        | 83.5   | 16,129   | X                           |                |                                       |

Accum. Absences (N-6) (Extra)

# Schedule of Accumulated Liability for Compensated Absences (Additional Schedule)

Burlington County Bridge Commission

For the Period

October 1, 2018 to

September 30, 2019

Complete the below table for the Authority's accrued liability for compensated absences.

Legal Basis for Benefit  
(check applicable items)

|                        | Gross Days of<br>Accumulated<br>Compensated<br>Absences at<br>beginning of Current<br>Year | Dollar Value of<br>Accrued<br>Compensated<br>Absence Liability | Approved Labor<br>Agreement | Resolution (1) | Individual<br>Employment<br>Agreement |
|------------------------|--|--|-----------------------------|----------------|---------------------------------------|
| GEORGE, DAVID S.       | 105.1  | 24,390   | X                           |                |                                       |
| GIBBS, ANNETTE         | 26.3   | 4,435  | X                           |                |                                       |
| GLENN, JAMES R.        | 115.0  | 26,949   | X                           |                |                                       |
| GLENN, TIMOTHY S.      | 68.3   | 20,766   | X                           |                |                                       |
| HAILEY, MICHAEL A.     | 37.0   | 8,297  | X                           |                |                                       |
| HANDY, SEAN R.         | 72.3   | 20,624   | X                           |                |                                       |
| HANUSCIN, KATHLEEN     | 47.5   | 9,175  |                             | X              |                                       |
| HOWE, CHRISTOPHER R.   | 28.5   | 6,514  | X                           |                |                                       |
| HUBBS, JEFFREY R.      | 45.8   | 13,374   | X                           |                |                                       |
| HUBBS, RODNEY D.       | 13.0   | 2,971  | X                           |                |                                       |
| HUGHES, JAMES J.       | 1.0  | 198  | X                           |                |                                       |
| ILARRAZA, AIMEE E.     | 24.9   | 5,071  | X                           |                |                                       |
| JACKSON, MICHAEL B.    | 1.0  | 199  | X                           |                |                                       |
| JACOBS, ARMIDA A.      | 1.0  | 165  | X                           |                |                                       |
| JACOBS, BRUCE K.       | 16.1   | 4,570  | X                           |                |                                       |
| JEFFERS, JOHN D.       | 244.1  | 124,007  |                             | X              |                                       |
| JOHNS, DONALD H.       | 70.4   | 21,412   | X                           |                |                                       |
| JORDAN, JAMES V.       | 36.0   | 8,073  | X                           |                |                                       |
| KALINOWSKI, JUNE E.    | 40.9   | 10,555   |                             | X              |                                       |
| KASPEROWICZ, PHILIP L. | 72.4   | 21,379   | X                           |                |                                       |
| KEMMERLE, MARSHA L.    | 27.6   | 6,195  | X                           |                |                                       |
| KISH, JEFFREY          | 80.6   | 23,365   |                             | X              |                                       |
| KLINGLER, STEPHANIE L. | 1.0  | 165  | X                           |                |                                       |
| KRILOWICZ, EDWARD J.   | 1.0  | 199  | X                           |                |                                       |
| LALLO, KENNETH M.      | 62.4   | 20,751   | X                           |                |                                       |
| LALLO, MARY            | 21.5   | 4,822  | X                           |                |                                       |
| LANDELL, PHILIP M.     | 43.1   | 12,565   | X                           |                |                                       |
| LAUDENSLAGER, BRIAN W. | 80.9   | 21,144   | X                           |                |                                       |
| LEH, DAVID R.          | 116.8  | 27,626   |                             | X              |                                       |
| LOWDEN, JOSEPH A.      | 41.4   | 9,802  | X                           |                |                                       |
| LUDLOW, MICHAEL W.     | 22.5   | 4,736  | X                           |                |                                       |
| LUNG, SUSAN            | 5.4  | 1,528  | X                           |                |                                       |
| LUTCAVAGE, DANIEL R.   | 124.0  | 26,188   | X                           |                |                                       |
| LYNCH, SUSANNE C.      | 1.0  | 199  | X                           |                |                                       |
| MATTSON, LYDIA M.      | 17.3   | 5,122  | X                           |                |                                       |
| MCCARRON, MICHAEL P.   | 70.3   | 28,362   |                             | X              |                                       |
| MCDONOUGH, MICHAEL D.  | 74.9   | 21,847   |                             | X              |                                       |
| McGUIRE, RICHARD C.    | 25.5   | 5,828  | X                           |                |                                       |

Accum. Absences (N-6) (Extra)

# Schedule of Accumulated Liability for Compensated Absences (Additional Schedule)

Burlington County Bridge Commission

For the Period

October 1, 2018

to

September 30, 2019

Complete the below table for the Authority's accrued liability for compensated absences.

Legal Basis for Benefit  
(check applicable items)

|                       | Gross Days of<br>Accumulated<br>Compensated<br>Absences at<br>beginning of Current<br>Year | Dollar Value of<br>Accrued<br>Compensated<br>Absence Liability | Approved Labor<br>Agreement | Resolution (1) | Individual<br>Employment<br>Agreement |
|-----------------------|--|--|-----------------------------|----------------|---------------------------------------|
| MCMANUS JR, GLEN K.   | 49.9   | 14,733   | X                           |                |                                       |
| MCMANUS SR, GLEN K.   | 21.1   | 7,028  | X                           |                |                                       |
| MEROLA, KRISTINA M.   | 75.5   | 21,879   |                             | X              |                                       |
| METIVIER, RICKY J.    | 34.4   | 10,154   | X                           |                |                                       |
| MICHAEL, JOHN J.      | 1.0  | 199  | X                           |                |                                       |
| MILLER, JASON M.      | 75.3   | 18,022   |                             | X              |                                       |
| MINUTO, RICHARD J.    | 70.3   | 19,971   | X                           |                |                                       |
| MOHRMANN, KEITH D.    | 117.4  | 26,500   | X                           |                |                                       |
| MOORE, JOHN D.        | 72.8   | 21,458   |                             | X              |                                       |
| MUHLBAIER, ARTHUR C.  | 37.3   | 11,334   | X                           |                |                                       |
| NICHOLS, CHRISTINE M. | 5.4  | 1,299  | X                           |                |                                       |
| NOCITI, CHRISTINE J.  | 90.1   | 35,733   |                             | X              |                                       |
| NORMAN, MARY K.       | 46.9   | 10,286   | X                           |                |                                       |
| OZALIS, MARIE J.      | 139.1  | 22,416   | X                           |                |                                       |
| OZALIS, STANLEY J.    | 250.0  | 94,509   |                             | X              |                                       |
| PAGLIONE, MICHAEL T.  | 64.9   | 20,990   | X                           |                |                                       |
| PAINTER, MICHAEL K.   | 14.1   | 3,462  | X                           |                |                                       |
| PARENTE, JEFFREY A.   | 23.5   | 4,519  | X                           |                |                                       |
| PARKER, GARY R.       | 134.0  | 28,204   | X                           |                |                                       |
| PARKER, MARK H.       | 21.6   | 6,421  | X                           |                |                                       |
| PETERSON, GENELL L.   | 15.1   | 2,858  | X                           |                |                                       |
| PETROWICZ, ROBERT F.  | 11.3   | 2,173  | X                           |                |                                       |
| PONS, ALVA J.         | 1.0  | 194  | X                           |                |                                       |
| PRETO, VINCENT A.     | 110.6  | 10,849   | X                           |                |                                       |
| REILLY, PATRICK J.    | 115.9  | 25,257   |                             | X              |                                       |
| REMSA, MARK A.        | 240.0  | 34,976   |                             | X              |                                       |
| ROTENBURY, RICKY L.   | 42.5   | 9,688  | X                           |                |                                       |
| RYAN, TIMOTHY R.      | 13.8   | 5,408  |                             | X              |                                       |
| RYDER, JOSEPH C.      | 56.0   | 16,542   | X                           |                |                                       |
| SANTUCCI, THEODORE A. | 26.1   | 7,604  | X                           |                |                                       |
| SCHMIDHEISER, ANDREA  | 57.1   | 16,222   | X                           |                |                                       |
| SCHNABEL, PAUL L.     | 70.0   | 17,956.02  | X                           |                |                                       |
| SCHOENER, MARK A.     | 55.8   | 16,555   | X                           |                |                                       |
| SHINSKE, JOHN D.      | 222.8  | 67,958.11  |                             | X              |                                       |
| SLOCUM, ROBERT J.     | 38.5   | 8,799.66   | X                           |                |                                       |
| STAIGER, BRENT J.     | 23.9   | 5,888.71   | X                           |                |                                       |
| STEWART, DENNIS F.    | 334.9  | 82,136.27  |                             | X              |                                       |
| SWEENEY, JOHN A.      | 57.8   | 16,857.28  | X                           |                |                                       |

Accum. Absences (N-6) (Extra)

# Schedule of Accumulated Liability for Compensated Absences (Additional Schedule)

Burlington County Bridge Commission

For the Period

October 1, 2018 to

September 30, 2019

Complete the below table for the Authority's accrued liability for compensated absences.

|                      | Gross Days of Accumulated Compensated Absences at beginning of Current Year | Dollar Value of Accrued Compensated Absence Liability | Legal Basis for Benefit<br>(check applicable items) |                |                                 |
|----------------------|---|---|---|----------------|---------------------------------|
|                      |   |   | Approved Labor Agreement                            | Resolution (1) | Individual Employment Agreement |
| THOMSON, LINDA       | 45.5  | 10,372.16   | X   |                |                                 |
| VENCIUS, DARLENE R.  | 83.3  | 17,568.91   | X   |                |                                 |
| VERNA, ELIZABETH     | 99.8  | 30,215.21   |   | X              |                                 |
| WILLIS, GREGORY K.   | 38.2  | 11,142.14   | X   |                |                                 |
| WILSON, DANIEL F.    | 9.5   | 2,806.22  | X   |                |                                 |
| WISEMAN, KATHLEEN M. | 23.6  | 7,717.18  |   | X              |                                 |
| WOLF, DIANE E.       | 85.7  | 19,112.67   |   | X              |                                 |
| WONG, LINDA          | 35.4  | 8,502.77  |   | X              |                                 |
| WYCHE, DAVID L.      | 95.3  | 29,790.45   |   | X              |                                 |
| ZIEGLER, ALBERT R.   | 265.5   | 84,826.44   |   | X              |                                 |
| ZIMMERMAN, ELISA     | 11.3  | 2,173.13  | X   |                |                                 |
|                      | 7,999.1   | 2,196,033.03  |   |                |                                 |

## Schedule of Shared Service Agreements

For the Period  
October 1, 2018  
to  
September 30, 2019

*Enter the shared service agreements that the Authority currently engages in and identify the amount that is received/paid for those services.*

[illegible]

**If No Shared Services X this Box**

1000



## Schedule of Shared Services

Burlington County Bridge Commission For the Period October 1, 2018 to September 30, 2019

Enter the shared service agreements that the Authority currently engages in and identify the amount that is received/paid for those services.

| Name of Entity<br>Providing Service | Name of Entity<br>Receiving Service  | Type of Shared Service<br>Provided   | Comments<br>(Enter more specifics if needed) |  | Agreement<br>Effective<br>Date | Agreement<br>End Date | Amount to be Received by/<br>Paid from Authority   |
|-------------------------------------|--|--|--|--|--------------------------------|-----------------------|--|
|                                     |  |  |  |  |                                |                       |  |
| Burlington Co. Bridge Commission    | Local Municipalities   | Vehicle Striping   |  |  | 2015                           | Ongoing               | Local municipalities, value approximately \$300 per vehicle  |
| Burlington Co. Bridge Commission    | Burlington County  | Use of Pontoon Boat  |  |  | 2015                           | Ongoing               | Value to County - avoid cost of rental or purchase of water craft  |
| Burlington Co. Bridge Commission    | Local Municipalities   | Vehicle Wash Bay   |  |  | 2015                           | Ongoing               | Saved neighboring communities an estimated \$400,000 (value of wash bay); or up to \$5,000 annually representing cost of commercial wash services  |
| Burlington Co. Bridge Commission    | Beverly City / Burlington City / Pemberton Twp / Burlington County / Burlington County Library | Grant Writing Services   |  |  | 2015                           | Ongoing               | Grant writing services for FY 2017 paid by authority was \$409,040 for \$2,028,949 in grant applications, yielded \$1,300,260 in benefits: NJDCA Small Cities Grants - \$525,000 to Mt. Holly, TCDI Grants: \$220,000 to Burlington County, \$50,000 to Burlington City. NJDOT Local Aid Grant - \$250,000 to Palmyra; STOP VAWA Grant - 55,260 to Burlington County; Medication Assisted Treatment for Substance Use Disorder Grant - \$200,000 to Burlington County Department of Corrections. |
| Burlington Co. Bridge Commission    | Local Government Units and/or Other NonProfit Eligible Entities                                | Pooled Financing   |  |  | 2015                           | Ongoing               | As set forth in detail in the Audit Report the Burlington County Bridge Commission is responsible for saving millions of dollars for local entities participating in pooled financings.  |
| Burlington Co. Bridge Commission    | Burlington County and Local Municipalities   | Participation in Joint Insurance Healthcare Assistance with County wide energy Aggregation Program |  |  | 2015                           | Ongoing               | Health Care Commission created to partner with Burlington County   |
| Burlington Co. Bridge Commission    | Burlington County and Local Municipalities   | Assistance with County wide Green Energy Program   |  |  | 2016                           | Ongoing               | Cost associated with consultant to implement program   |
| Burlington Co. Bridge Commission    | Burlington County and Local Municipalities   | Assistance with County wide Green Energy Program   |  |  | 2016                           | Ongoing               | Cost associated with consultant to implement program   |
| Burlington Co. Bridge Commission    | Burlington Twp /Florence Route 130 Corridor Area   | Funding \$10,000,000 loan to finance the Florence/Burlington Mobility Project                      |  |  | 2018                           | N/A                   | Will address major transportation problems that would further escalate by time funds are received from other sources (loan to be repaid when funds are collected from other sources).  |

## Schedule of Shared Services

Burlington County Bridge Commission

For the Period October 1, 2018

to

September 30, 2019

Enter the shared service agreements that the Authority currently engages in and identify the amount that is received/paid for those services.

### Comments

(Enter more specifics if needed)

Agreement Effective Date

Agreement End Date

Amount to be Received by/ Paid from Authority

| Name of Entity Providing Service | Name of Entity Receiving Service                 | Type of Shared Service Provided   | Comments (Enter more specifics if needed) | Agreement Effective Date | Agreement End Date | Amount to be Received by/ Paid from Authority   |
|----------------------------------|--|---|---|--------------------------|--------------------|---|
| Burlington Co. Bridge Commission | Burlington Twp /Florence Route 130 Corridor Area | Transportation and circulation planning study and conceptual design plan for Route 130-Bridgeboro Rd / Creek Rd Intersection. Matching In-Kind Services |   | 2018                     | N/A                | Entering into agreements with DVRPC for grants from NJDOT. Commission to provide \$73,000 in matching in-kind services from Economic Development Department |
| Burlington Co. Bridge Commission | Palmyra  | Equipment Sharing   |   |                          |                    | Use of Commission's bucket truck for Borough's use replacing in parking lot of Borough buildings.   |
| Burlington Co. Bridge Commission | Palmyra/ Riverton/ Delanco                       | Use of Variable Signs   |   |                          |                    |   |
| Burlington Co. Bridge Commission | Route 130 Corridor Area                          | River Route Strategic Revitalization Plan   |   | 2018                     | Ongoing            |   |